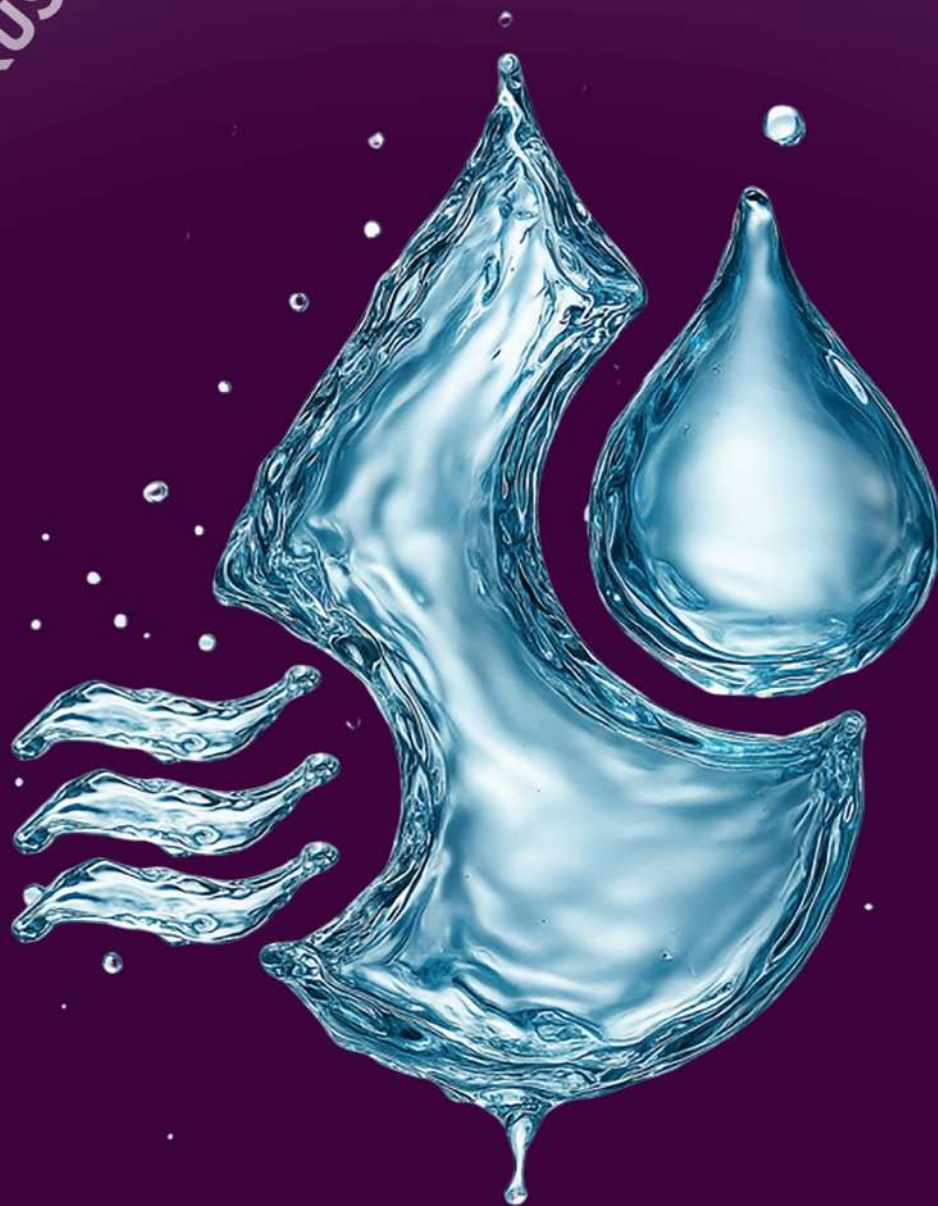

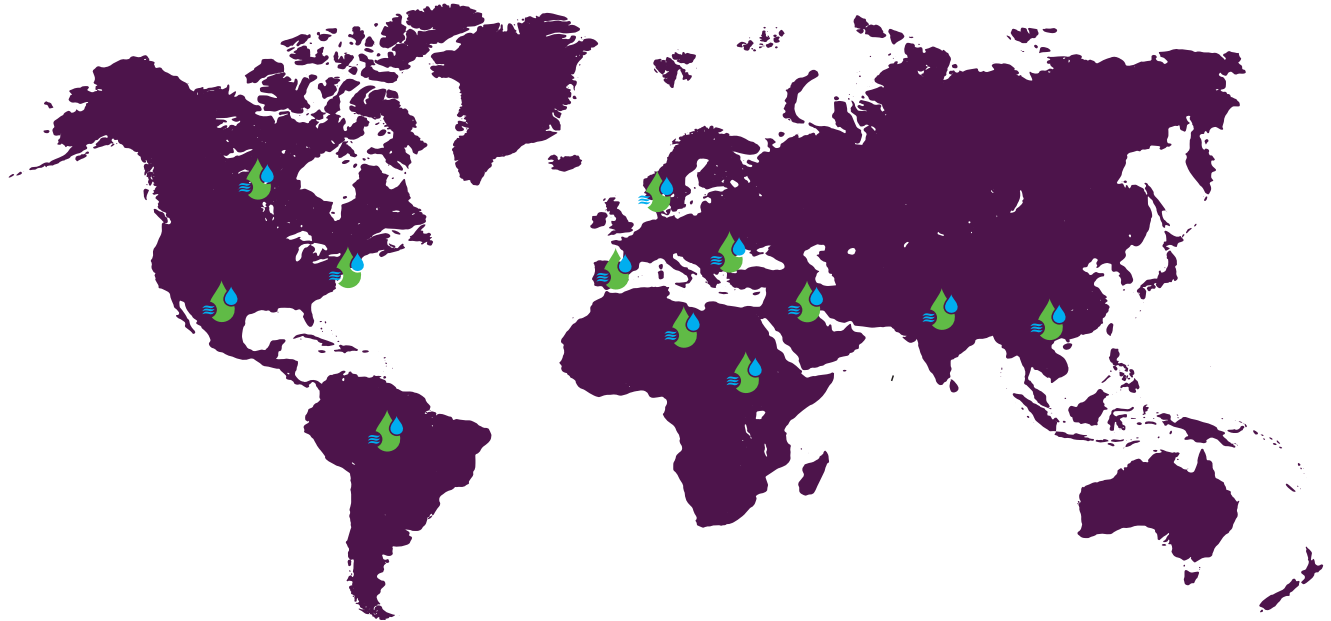


TRUST THAT GROWS WITH EVERY DROP...™



## MY IRIGACIO WORLD



**MY IRIGACIO WORLD<sup>®</sup>**  
**BOOND BOOND SINCHAI<sup>®</sup>**



Established in 2016, My Irigacio World is driven by a singular mission — to enhance the prosperity and well-being of the farmer community. Our vision is to integrate globally advanced irrigation technologies and solutions into the Indian market, delivering them at competitive prices without compromising on quality, efficiency, or reliability.

Recognizing the evolving dynamics of the Indian irrigation sector, our team of highly qualified engineers — equipped with extensive industry experience — leverages advanced simulation software to design products that ensure optimal water flow and superior performance. This commitment to innovation enables us to provide irrigation solutions that are both technologically advanced and cost-effective.

Our extensive product portfolio includes Rotating Sprinklers, Winkler, Mikro, Butterfly, Superfly, Screen, Disc & Automatic Filters, Flush Valves, Air Vents, Pressure Release Valves, Control Valves, Pressure Gauges, Drip Fittings, Irrigation Controllers, Solenoid Valves, and more.

Beyond agricultural applications, we also specialize in Fully Automatic Irrigation Systems for Kitchen Gardens, Terrace Gardens, Potted Plants, and other Urban Greenery Projects, catering especially to metro city households. Additionally, we offer end-to-end consultancy and design services to landscape Consultants, Architects, Project Management Companies, Development Authorities, and irrigation dealers for Public Parks, Sports Arenas, Residential Communities, Airports, and large-scale infrastructure projects — in collaboration with K-Rain USA, the world's second-oldest and among the largest rotor sprinkler manufacturers globally.

Through the relentless dedication of our team, My Irigacio World has achieved ZED Certification and multiple ISO accreditations in accordance with International Quality Standards. Today, we proudly partner with leading global manufacturers as their authorised trading partner in India, ensuring that the most advanced irrigation solutions are accessible to every sector — from agriculture to Urban Landscaping.

## Mission Statement

---

My Irigacio World is committed to optimising the overall cost of irrigation systems while maintaining uncompromising standards of quality and efficiency. Our mission is to make advanced, high-performance irrigation solutions accessible and affordable for Indian Farmers, empowering sustainable growth in the agricultural sector.

Trust That Grows With Every Drop...

# SPRINKLER PERFORMANCE CHART



\*Chart shows the approx radius under standard field condition.



# INDEX

## IRRIWORLD

Introduction .....	01
Hans Mini .....	02
Hans .....	03
Winkler .....	04
Wetro .....	05
Butterfly .....	06
Superfly .....	07
IrriPro / Mini Mikro .....	08
Irrituff / Irrimik .....	09
Mikro .....	10
Irrijet .....	11
Mister .....	12
Super Fog .....	13
Arrow Dripper Assembly .....	14
Online Drip Emitter (Non PC/PC) .....	15
Bubbler .....	16
Irridrip .....	17
Y - Type Screen / Disc Filter .....	18
Y - Type Screen / Disc Filter .....	19
T - Type Screen Filter .....	20
T - Type Disc Filter .....	21
Flush Valve / Pressure Gauge .....	22
Porus (Pressure Release Valve).....	23
Kinetic Air Release Valve .....	24
Air Release Cum Vacuum Relief Valve .....	25
Union Type PVC Ball Valve .....	27
Service Saddles .....	28
Valve Box .....	29
Quick Coupling Valve .....	30
Swing Joint .....	31
Adaptors & Connectors /Micro Tube .....	32
Lateral Valve / Shrub Adaptor / Mist Nozzle ....	33
One Touch Mist Water Timer .....	34
Digital Tap Timer Mini .....	35
Digital Tap Timer Pro .....	36
Irrikit .....	37
Winkit (Hans) .....	38
Winkit (Winkler) .....	39
Riser Pro .....	40
Rain Gun Kit .....	41
Direct Burial Irrigation Circuit Cable .....	42
AutoSinchai Kit .....	43
Direct Burial Splice Kit .....	44
Automatic Disc Filter .....	45

## KRAIN USA

RPS 50 / RPS 75 .....	46
RPS Select / Super PRO .....	47
Proplus / Prosport .....	48
NP Sprays / PRO - S Sprays .....	49
HE - KVF Nozzles / Fixed Pattern Nozzles .....	50
Fully Adjustable Rotary Nozzle / Bubblers .....	51
Pro - LC / RPS 46 .....	52
Site Master, 2-Wire Decoder Controller .....	53
Pro EX 2.0, Modular Irrigation Controllers .....	53
Pro EX 3 Controller .....	53
Solenoid Valves .....	54
Blue, Bluetooth Battery-Powered Controller .....	55
Rain Sensor .....	55

## yizuoak Irrigation Sprinklers

Atom 14 PC .....	56
Atom 15 FC .....	56
Atom 15 LF .....	56
Atom 15 LFPC .....	56
Atom 22 PC .....	57
Atom 28 X PC / Atom 28 PC(ECO) .....	57
Atom 35 .....	57
Atom 42 PC .....	57
Super Turfjet .....	58
Jet 35 .....	58
Jet 40 .....	58
Jet 50 .....	58
Jet 65 .....	59
Jet 70 .....	59
Super Dustjet 43 .....	59
Quick Coupling System .....	59

## claber

Adaptors .....	60
Hose - Spray Head Sprinkler .....	60
Lawn Sprinkler .....	61
Oscilating Sprinkler / Hose Reels & kit .....	61
Rotoroll Evolution 30 M / Dual Select .....	62
Mini-Set Balcony / Oasis Evolution .....	63
Aqualux System .....	63

## BACCARA

Gem-Flow, ii.ri-C, Smart Irrigation Controller .....	64
Gem-Flow, 500 Series, Hydraulic Control Valve..	65
Electric Solenoid Control Valve 1.5" - 4" .....	66
Pressure Reducing Valve 1.5" - 4" .....	66
Quick Pressure Relief 1.5" - 4" .....	66
Pressure Sustaining Valve 1.5" - 4" .....	66
Gem-Flow, G75-S, Electric, 1.5" & 2" 2 Way NC .....	67
Gem-Flow, G75-BWM, Water Meter Controller ....	67

## Features

- Specially designed easy to install nozzle for excellent distribution at low pressure.
- Corrosion resistance plastic pivot pin, reduces wear and Tear.
- Bayonet nozzle for easy service in difficult field condition.
- Recommended spacing of 8-10 mtr.
- Spring designed to operate at low working pressure of 0.5 KG/cm<sup>2</sup>

## Applications

- Suitable for spray of water-soluble fertilisers and pesticides.
- Highly recommended for all types of tubular crops like potato, ground nut, onion, garlic etc.
- Ideal for irrigation in pastures, mustard, pulses, leafy vegetables and medical plants.
- Useful to maintain micro climatic conditions.

PERFORMANCE TABLE			
Nozzle Size (mm)	Pressure Kg/cm <sup>2</sup>	Flow Rate* LPH	Diameter* mtr.
2.4mm x 1.8mm	0.75	360	17.50
	1.00	415	18.00
	1.25	460	18.20
	1.50	490	18.50
	2.00	540	18.80
	2.50	650	19.00

\*Performance is based on ideal conditions of wind velocity, humidity & temperature



## CONNECTORS




## Features

- Available with 3/4" BSP Male Threaded Connections.
- Durable Engineering plastic Body, Arm, Nut, Tube and nozzles.
- Color coded nozzles for easy size identification.
- Bayonet nozzle connection for easy service in field conditions.
- Brass nozzles are also available with this model.
- Press fitted weight into the arm for proper impact and balancing.
- Stainless Steel Pivot Pin and Springs

## Applications

- All crops compatible with overhead sprinkler irrigation on portable as well as solid set systems.
- Use for agriculture fields, fruit farming & vegetable farming.



MI20PSP (PLASTIC NOZZLE)



MI20PSB (BRASS NOZZLE)

### PERFORMANCE TABLE

Nozzle Size (mm)	Pressure Kg/cm <sup>2</sup>	Flow Rate* LPH	Diameter* mtr.
4.36 x 2.38	1.00	924	22.00
	2.00	1308	25.50
	2.50	1602	27.50
	3.50	1840	28.00
4.76x 3.17	1.00	1278	22.50
	2.00	1806	26.00
	2.50	2208	28.50
	3.50	2550	29.00
5.15x 3.17	1.00	1374	22.50
	2.00	1944	27.00
	2.50	2382	29.50
	3.50	2748	29.50

\*Performance is based on ideal conditions of wind velocity, humidity & temperature



## Features

- Available in ½" and ¾" BSP Male Threaded Connection.
- Different sizes of nozzle options available.
- Operating Pressure Range of 0.75kg/cm<sup>2</sup> to 2kg/cm<sup>2</sup>.
- Made out of High Grade Engineering Plastic.
- UV Stabilized and resistant from organic and inorganic chemicals normally used in farming.
- No dry patch due to continuous rotation of body while functioning.
- Excellent uniformity in distribution of water even at low pressure.
- Counterbalance reduces vibrations for smooth and stable performance.

## Applications

- High Volume, Low Pressure Sprinkler suitable for Overhead Irrigation.
- Spray of water soluble fertilizers and pesticides.
- Ideal for Irrigation in Pastures, all type of Tubular Crops, Pulses, Horticulture, Floriculture etc.
- Maximized area of coverage for Under Tree Application and Nursery Canopy Applications.



PERFORMANCE TABLE				
Nozzle Size (mm)	Nozzle Colour	Pressure Kg/cm <sup>2</sup>	Flow Rate* LPH	Diameter* mtr.
3.10	Green	0.75	310	10.00
		1.25	385	11.25
		1.75	440	12.00
		2.00	494	12.50
4.50	Grey	0.75	610	11.00
		1.25	750	12.00
		1.75	865	12.50
		2.00	970	13.00
5.0	Black	0.75	860	13.00
		1.25	1050	13.50
		1.75	1220	14.00
		2.00	1365	14.50



\*Performance is based on ideal conditions of wind velocity, humidity & temperature

The Wetro sprinkler consistently delivers higher uniformity compared to conventional impact sprinklers. It produces a tight, wind-resistant stream that is systematically diffused to create a complete and balanced water pattern. Its smooth sweeping action ensures gentle droplet distribution, preventing soil compaction and promoting efficient irrigation.

## Features

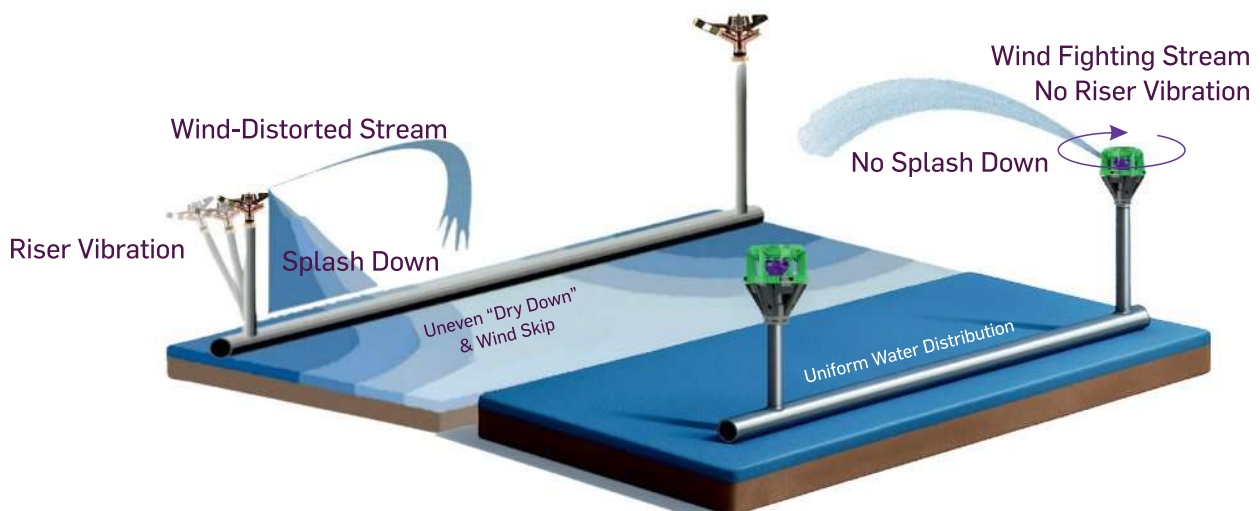
- **Versatile Application:** Designed to suit all types of irrigation systems including solid set, permanent set, and portable irrigation.
- **Uniform Water Distribution:** Specially engineered arched swivel ensures even water coverage in all directions.
- **Wind-Resistant Performance:** Advanced wind-fighting mechanism eliminates vibration and prevents unwanted splash-down.
- **Maintenance-Free Design:** Built without spacers or rubber components, ensuring long-lasting, hassle-free operation.
- **Easy Installation:** Unique ribbed body structure allows quick, tool-free installation.
- **Standard Inlet Size:** Available with 3/4" BSPT male thread for universal compatibility.

**COMING SOON**



PERFORMANCE TABLE			
Inlet Size	Pressure Kg/cm <sup>2</sup>	Flow Rate LPH	Diameter mtr.
3/4"	0.75	860	15.00
	1.00	1050	16.00
	1.25	1230	18.00
	1.50	1380	19.50
	2.00	1510	20.00

\*Performance is based on ideal conditions of wind velocity, humidity & temperature



## Features

- ½" & ¾" Male Threaded Connection.
- Flow Range : 250 LPH to 1030 LPH.
- Nozzle and Body made of Engineering Plastic.
- Operating Pressure Range : 1Kg/cm<sup>2</sup> to 2 Kg/cm<sup>2</sup>.
- Recommended Spacing 4x4, 5x5 and 6x6 mtr.
- Robust Structure to with-stand in adverse whether conditions.
- Self Rotating Bridge for excellent uniformity and leaves no dry patches on the field.

## Applications

- Overhead Irrigation of Close Spacing Crops like Ginger, Onion, Potato and Other Tubular Crops.
- Suitable for crops require more water.
- Widely Spaced Crops and Medical Plant



PERFORMANCE TABLE					
Nozzle Size (mm)	Inlet Size (inch)	Nozzle Colour	Pressure Kg/cm <sup>2</sup>	Flow Rate* LPH	Diameter * mtr.
2.5	½"	Green	1.00	243	10.50
			1.50	290	11.00
			2.00	338	12.00
3.00	½"	Blue	1.00	301	11.00
			1.50	366	12.00
			2.00	428	12.25
5.00	¾"	Purple	1.00	776	12.00
			1.50	996	12.50
			2.00	1030	13.00

\*Performance is based on ideal conditions of wind velocity, humidity & temperature

\* Tested on 100 cm riser height.



Superfly® is a Rotating Sprinkler used for Domestic Irrigation and Agriculture Irrigation in big fields. The Water can be Sprinkled up to 18Feet.

The product could be fixed on PVC pipe risers or on a plastic or metal spike at the height of 1mtr. above ground at various distances within the field.

Useful for irrigation in Garden Lawns, Widely spaced crops, Tubular crops, etc.

## Features

- 1/2" & 3/4" Male Threaded Connection.
- Flow Range: 450 LPH TO 1020 LPH.
- Operating Pressure Range: 0.5 kg/cm<sup>2</sup> to 2.00 kg/cm<sup>2</sup>
- Nozzle and Body made of Engineering Plastic.
- Recommended Spacing 4x4, 5x5, and 6x6 Meters.
- Robust Structure to withstand adverse weather conditions.
- Self Rotating Bridge for excellent uniformity and leaves no dry patches on the field.

## Applications

- Overhead Irrigation of Close Spacing Crops like Ginger, Onion, Potato and Other Tubular Crops.
- Suitable for crops require more water.
- Widely Spaced Crops and Medical Plant



1/2"

3/4"




DESIGN NO.: 426261-001



PERFORMANCE TABLE			
Size	Pressure Kg/cm <sup>2</sup>	Flow Rate * LPH	Diameter * mtr
1/2"	0.5	448	11.00
	1.0	620	12.00
	1.5	795	12.00
	2.0	810	13.00
3/4"	0.5	573	12.00
	1.0	776	13.00
	1.5	996	13.50
	2.0	1030	14.00

\*Performance is based on ideal conditions of wind velocity, humidity & temperature  
\* Tested on 100 cm riser height.



IrriPro is Bridgeless Mikro Sprinkler with most advanced and unique mechanism. Special construction without a bridge for even distribution and excellent performance even in difficult weather conditions.

Available in two options to install as Upright and Upside Down.

### Features

- Unique with strong propulsion-Smooth operation even in bad conditions.
- Firm construction without a bridge-Uniform water distribution.
- Anti-insect design, Swivel seals the nozzle once the water is shut off.
- Special engineering raw materials for long life and durability.
- Large drops for added wind resistance.

### Technical Specification

- Wide range of color coded nozzles for various applications
- Recommended Filtration of 120 mesh
- Standard Discharge of 30 LPH – 80 LPH
- Wetting diameter of 4.0 mtr – 8.0 mtr
- Optimum Pressure range of 0.75 kg/cm<sup>2</sup> – 2.00 kg/cm<sup>2</sup>

### Applications

- Crops needs very low discharge
- Road mediations
- Shrub beds
- Low height crops
- Leafy Vegetable & Medical Plants

# MINI MIKRO

### Features

- Low Cost Mikro Sprinkler
- Approx Radius : 3 Meters
- Inlet Connection ½" Male Thread

### Application

- Leafy Vegetables
- Medical Plants
- Ginger
- Other Narrow Spacing Crops.

PERFORMANCE TABLE			
Nozzle Colour	Pressure Kg/cm <sup>2</sup>	Flow LPH	Diameter* mtr.
Black	0.50	440	7.00
	0.75	485	8.00
	1.00	510	7.50



## Features

- Available with ½" Male Threaded Connection
- Easily Openable Bayonet body for easy maintenance.
- Made of engineering plastic material
- Insect-proof Pop-up Swivel
- Recommended Spacing: 4x4mtr., 5x5mtr., & 6x6mtr.



## IRRIMIK™



## Features

- Available with 4mm barbed & ½" Male Threaded Connection.
- Open Swivel design avoids algae germination on the sprinkler.
- Low discharge, and high area coverage make IRRIMIK suitable for most low-height crops.
- Recommended spacing 4x4mtr., 5x5mtr., 6x6mtr.

### PERFORMANCE TABLE

Nozzle Colour	Size (mm)	Pressure Kg/cm <sup>2</sup>	Flow LPH	Diameter* mtr.
Orange	1.50	1.5	108	9.26
		2.0	126	9.95
		2.5	140	10.40
Blue	2.00	1.5	178	10.6
		2.0	205	11.0
		2.5	230	11.5
Red	2.50	1.5	255	10.6
		2.0	295	11.7
		2.5	330	12.2
White	2.75	1.5	345	12.0
		2.0	400	12.5
		2.5	450	12.8



### PERFORMANCE TABLE

Nozzle Colour	Size (mm)	Pressure (kg/cm <sup>2</sup> )	Flow (Lph)	Diameter* (mtr)
Green	1.2	1.5	65	8.00
		2.0	75	8.80
		2.5	84	9.40
Red	1.4	1.5	88	8.50
		2.0	102	9.40
		2.5	114	10.00
Orange	1.6	1.5	115	9.20
		2.0	132	10.00
		2.5	148	10.80
Purple	1.8	1.5	151	9.40
		2.0	174	10.50
		2.5	195	11.40

\*Performance is based on ideal conditions of wind velocity, humidity & temperature

## Features

- Available with Quick barbed & ½" inch Threaded Connection
- Easily openable bayonet hook to clean the sprinkler.
- Anti-Insect mechanism prevents insect penetration into the area of the sprinkler's nozzle.
- Micro-sprinkler made of plastic materials resistant to all agrochemicals & weather conditions.
- Comes with inbuilt provision to install sprinkler directly on stake or plastic stick of 8mm/6mm.
- Range of Operating Pressure : 1.0 kg/cm<sup>2</sup> - 3.0 kg/cm<sup>2</sup>.
- Flow Rate Range : 27 LPH - 137 LPH
- Recommended Spacing 4x4mtr, 5x5mtr & 6x6mtr.



## Applications

- For Overhead Irrigation in Orchard, Nurseries, Green Houses and Vegetable Crops.
- For irrigation of widely spaced plants upto 6x6 mtr spacing at Agri-Stand.
- Ideal for Frost Protection and Overhead Cooling.



PERFORMANCE TABLE									
Nozzle Size (mm)	Nozzle Colour	Swivel Colour	1Kg/cm <sup>2</sup>		1.5 Kg/cm <sup>2</sup>		2 Kg/cm <sup>2</sup>		
			Flow Rate* LPH	Diameter* mtr.	Flow Rate* LPH	Diameter* mtr.	Flow Rate* LPH	Diameter* mtr.	
0.75	Brown	Purple	27	4.10	35	4.50	40	5.00	
1.00	Grey		45	5.00	56	5.80	61	6.25	
1.25	Blue		72	6.25	82	6.95	91	7.25	
1.50	Yellow		106	7.10	123	7.80	137	8.00	

\*Performance is based on ideal conditions of wind velocity, humidity & temperature




## Features



- Available with Quick Thread Connection which can be directly inserted in 4x6 mm, 4x7 mm micro tube.
- Available in 12x360° & 9x270° option.
- 2 parts design makes IRRIJET easy to maintain.
- IRRIJET is made of engineering plastic and is resistant to all agrochemicals.
- UV stabilised makes IRRIJET weather resistant.
- Option to choose among 1.0mm & 1.2mm Nozzles.

## Applications

- Specially made for Oil Palm Tree irrigation.
- Optional stake is supplied separately for optimum performance.
- For irrigation in Orchards, Nursery, Green house & other Vegetable corps.



PERFORMANCE TABLE

Nozzle Size/Color	Pressure Kg/cm <sup>2</sup>	Flow Rate* LPH	Diameter* mtr.	
			12 x 360°	9 x 270°
 1.00 MM	0.5	23	2.8	3.8
	1	33	4.0	5.2
	1.5	42	4.8	6.2
	2	38	5.6	7.2
 1.20 MM	0.5	33	3.8	4.4
	1	51	5.4	6.4
	1.5	62	6.4	7.2
	2	72	7.2	8.4

\* Tested at 25cm height above ground

## Features

- Manufactured from high-grade virgin engineering plastic, UV-stabilized to ensure durability and long service life.
- Serves as an essential component in plant cultivation practices under controlled climate environments.
- Can also be utilized as a highly effective humidification device.
- Ensures uniform and consistent distribution for optimum results.
- Available with leak-prevention mechanisms for reliable performance.

## Applications

- Suitable for inverted type installation.
- Ideal for climate control applications.
- Perfect for overhead watering in greenhouses, nurseries, and shade houses.



## PERFORMANCE TABLE

Product Name	Working Pressure Kg/cm <sup>2</sup>	Discharge LPH	Diameter mtr.	Max. Number of Mister recommended per Lateral		Connecting tube size (mm)
				12 mm Lateral	16 mm Lateral	
Mister	1	18	2.5	13	25	6
	1.5	25	2.8	11	20	6

## ANTI-LEAK



## Features

- Anti-leak effectively stop water leakage caused by residual network pressure in the irrigation system during non-operational hours.
- Designed for compatibility with both misters and micro sprinklers.
- Suitable for installation in either inverted or upright positions.

## Features

- Superfog is fitted with specially designed Anti Drip device which instantly prevents dripping after each irrigation cycle.
- When the pressure is above 1.5kg/cm<sup>2</sup> the Anti Drip device is turned on and the fogger start operating.
- When water pressure falls below 0.7kg/cm<sup>2</sup> the Anti Drip device shuts down and fogger stop operating.
- Bridgeless design eliminates dripping
- Droplet of average size of 65 microns gets uniformly distributed at nominal pressure.
- Acid resistant raw material allows the application of chemicals commonly used in agriculture.
- The system can also be cleaned by application of suitable acid treatment.

## Applications

- Specially designed for cooling / humidifying Greenhouses, Irrigation over Rooting Table.
- Creating perfect condition for Plant Propagation and Seed Germination.
- Cooling and humidifying of Poultry Sheds, Cow Shed and Other Livestock.

## Technical Specifications

- Recommended Working Pressure 4.0 kg/cm<sup>2</sup>
- Recommended Filtration 120mesh (130 micron)
- Press-fit type Inlet Connector
- Pressure Range 2.5 kg/cm<sup>2</sup> to 5 kg/cm<sup>2</sup>
- Average Droplet size of 65 micron at recommended Pressure of 4 Kg/cm<sup>2</sup>
- Recommended spacing of 10ft.x 10ft.(Maximum).



FLOW RATE (LPH)		
Fogger Type	Turquoise Nozzle	Grey Nozzle
4 Way	22.0	28.0

Flow rate 4 Kg/cm<sup>2</sup>

PERFORMANCE CHART*		
Pressure Kg/cm <sup>2</sup>	Turquoise Nozzle mtr.	Grey Nozzle mtr.
2.5	1.0	1.0
3.0	1.0	1.2
3.5	1.1	1.3
4.5	1.2	1.4

\*Under Ideal Condition Maximum distance of particle thrown by fogger at respective pressure

# ARROW DRIPPER ASSEMBLY

## Arrow Drippers — Precision Watering Made Easy!


Perfect for planter boxes, potted plants, hanging baskets, nursery grow bags, vertical gardens/plant trays

### Features:

- Discharge: 3.5 LPH at 1 Kg/Cm<sup>2</sup>
- Easy to install and maintain
- Uniform watering for all plants
- Clog-resistant and long-lasting

### Technical Specs:

- Designed as a pot dripper
- Works with 6 mm extension tube (custom length)
- Requires pin connector for lateral pipe connection



## 2-Way Connector / 4-Way Connector

- Single-barb fitting with dual outlets for splitting one dripper.
- Durable, UV-stabilized design.
- Compatible with PC/NPC drippers, 6 mm tubes & pot drippers.
- Resistant to corrosion and agri-chemicals.
- Long-lasting for outdoor use

## Applications

Ideal for gardens, poly/greenhouses, and nurseries to split one dripper into two from outlets.



2-Way Connector



4-Way Connector



# ONLINE DRIP EMITTER

## Features

- Take Apart, Turbulent Flow, Online Emitter Offers ease in maintenance and inspection.
- Barbed inlet suitable to connect directly on 4 mm extension tube or can be punched on polytube.
- Extended Outlet For connection of 4 mm ID extension tubing for right placement of water with multi-outlet connection.
- Color coded cap facilitates easy identification of emitter flow rate.



## Application

- For orchards and vineyards, greenhouses, nurseries, landscape etc.
- Recommended to use in problematic water condition where opening and cleaning of the emitter is needed.



PERFORMANCE CHART*	
Flap Colour	Discharge LPH
Yellow	2.00
Green	4.00
Black	8.00
Blue	14.00

\* At nominal operating pressure of 1kg/cm<sup>2</sup>.  
\* Recommended punch size - 2.9 mm

# ONLINE PC DRIP EMITTER

## Features

- Take Apart, Turbulent Flow, Online Emitter Offers ease in maintenance and inspection.
- Barbed inlet suitable to connect directly on 4 mm extension tube or can be punched on polytube.
- Extended Outlet For connection of 4 mm ID extension tubing for right placement of water with multi-outlet connection.
- Color coded cap facilitates easy identification of emitter flow rate.



## Application

- For orchards and vineyards, greenhouses, nurseries, landscape etc.
- Recommended to use in problematic water condition where opening and cleaning of the emitter is needed.



PERFORMANCE CHART*	
Flap Colour	Discharge LPH
Yellow	2.00
Green	4.00
Black	8.00
Blue	14.00

\* At nominal operating pressure of 1kg/cm<sup>2</sup>.  
\* Recommended punch size - 2.9 mm

# BUBBLER

The Irriworld® pressure compensating bubblers are ideal for tree and large shrub watering.

## Features

- Comes with an optional stake with a 16mm Inlet for easy installation.
- Pressure compensation ensures consistent flow rates over lower pressure ranges.
- Designed for a rugged environment, the ½" threaded inlet makes these devices ideal for installations using a PVC pipe.



PERFORMANCE CHART*	
Pressure Kg/cm <sup>2</sup>	Discharge LPH
1	450
2	720
3	1080

\*Under Ideal Field Condition

# PITOT TUBE

## Features

- Pitot Tube is a small, effective & easy tool to measure the pressure at the end of Drip Irrigation laterals.
- Pitot Tube is used with Pressure Gauge to check the pressure on laterals at various locations by just inserting the device into the laterals.

## Benefits

- Low cost, portable, minimal permanent pressure loss, and can be used through small access points for rapid checks during troubleshooting or audits.
- Supports field measurements for uniformity evaluations in dripline's pressure to discharge variations across the field.



## Features

- Extra Flexible Tubing for Fast & Easy Installation
- Dual-Layered Tubing (Brown over Black ) provides unmatched resistance to chemicals, UV damage and algae growth
- Longer Lateral Runs than competition
- Unique material offers significantly greater flexibility, allowing tighter turns with fewer elbows for easier installation

## Specifications :

- Available with PC / Non PC dripper
- Pressure rating upto 4 kg/cm<sup>2</sup>
- Flow rates: 2 ,4 & 8 LPH
- Temperature: Water up to 60° C
- Required Filtration: 120 mesh
- Wall Thickness: 1.10 mm – 1.20mm, Class 3
- Spacing: 30cm, Other Spacings are available against orders with MOQ of 20,000 Mtrs.

## Applications:

Curved Landscapes, Flower Beds, Small Confined Areas, Narrow Landscapes, Slopped Areas, Shrub and Ground Cover Beds, Potted Plants etc



Inline Dripline



Plain Tubing



# DRIP FITTINGS

## Features

- Available in Black & Brown colour.
- Made of Engineering plastics.
- UV Stabilized.



16mm Lateral Location Stick



16mm Joiner



16mm End Cap



16mm Elbow



16mm Tee



Ratchet Clamp



4mm Punching Tool



4mm Micro Tube Holding Stick

# Y-TYPE SCREEN / DISC FILTER

## Features

- Micron - Precise filtration.
- Innovative depth filter traps/retains large amounts of solids.
- Resistant to chemical products.
- Easy installation, easy maintenance.
- Auxiliary connection for drain & connecting pressure gauge.

## Applications


Y-Type filters are applicable to low flow water filtering for Rain Water Harvesting, Agriculture Irrigation and Garden Irrigation

TECHNICAL SPECIFICATIONS			
Model	Connections BSP	Max Flow m <sup>3</sup> /hr	Filtering Surface cm <sup>2</sup>
MI 25YS	¾"	6	160
MI 32YS	1"	8	160
MI 60YS	2"	20	290
MI 25YD	¾"	6	160
MI 32YD	1"	8	160
MI 60YD	2"	20	410

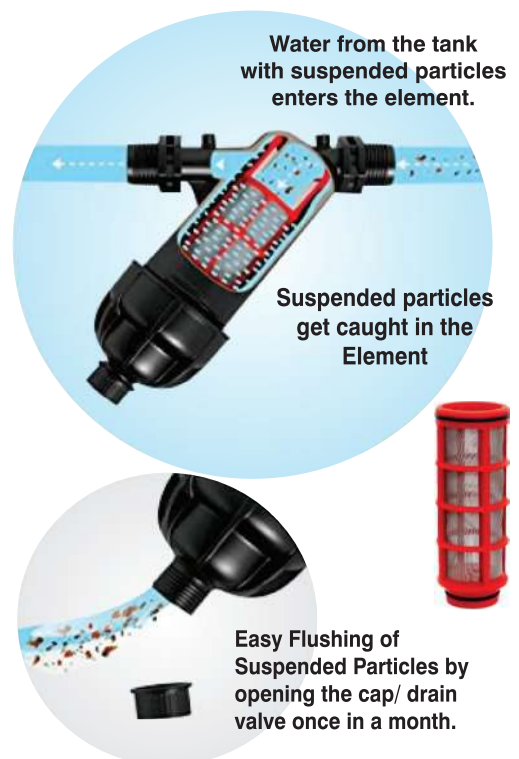


## BENEFITS

When clean water enters the home, it results in extended life of Sanitary Fittings and other water appliances.



## EASY TO CLEAN




# Y-TYPE SCREEN / DISC FILTER



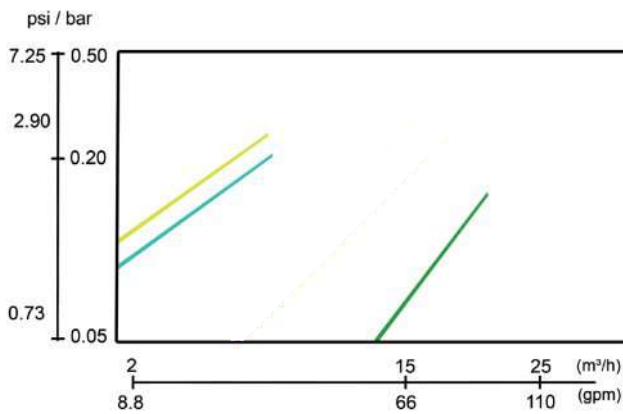
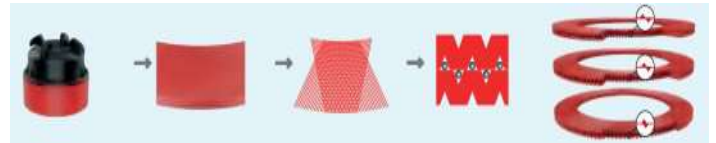
## Double Weaved Screen Technology

With the application of delicate weaving craftsmanship of stainless steel wire Y-Type Screen Filter is easy to be weaved into micron - grade filter screen enjoying high flexibility. Corrosion, acid and alkaline resistant.

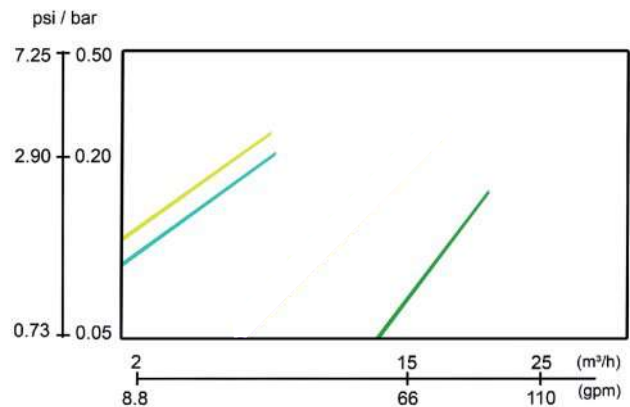


## Unique Disc Technology

The discs are diagonally grooved on both side in opposite directions. A series of discs are stacked and compressed on a specially designed filter spine. The force of the spine along with the differential pressure firmly compresses these discs together, providing exceptional filtration efficiency.



Note: The flow rate will fluctuate with different water quality.



Note: The flow rate will fluctuate with different water quality.

# T-TYPE SCREEN FILTER

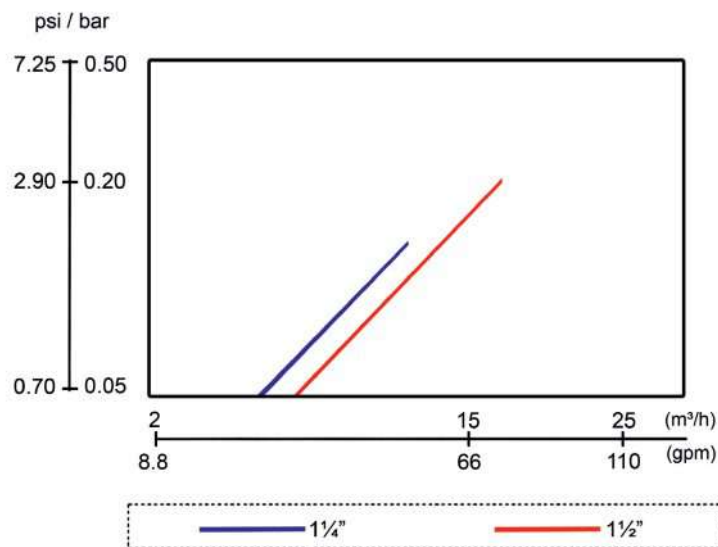
## Features

- Micron - Precise filtration.
- Durable SS filter screen with corrosion, acid and alkali resistant features.
- Low cost with excellent performance.
- Easy Installation, Easy Maintenance.
- Auxiliary Connection for Drain & Connecting Pressure Gauge.

## Applications

T-Type Screen Filters are applicable to Low Flow Water Filtering for Household Water, Rain Water Harvesting, Agriculture Irrigation and Garden Irrigation. In Built-in pressured pipeline T-Type Screen filter will effectively filter out particles.

TECHNICAL SPECIFICATIONS			
Model	Connections BSP	Max Flow m <sup>3</sup> /hr	Filtering Surface cm <sup>2</sup>
MI 40TS	1¼"	16	300
MI 50TS	1½"	18	300
MI 60TS	2"	20	480



Note: The flow rate will fluctuate with different water quality.

## Double Weaved Screen Technology

With the application of delicate weaving craftsmanship of stainless steel wire T-Type Screen Filter is easy to be weaved into micron-grade filter screen enjoying high flexibility. Corrosion, acid and alkaline resistant.



# T-TYPE DISC FILTER

## Features

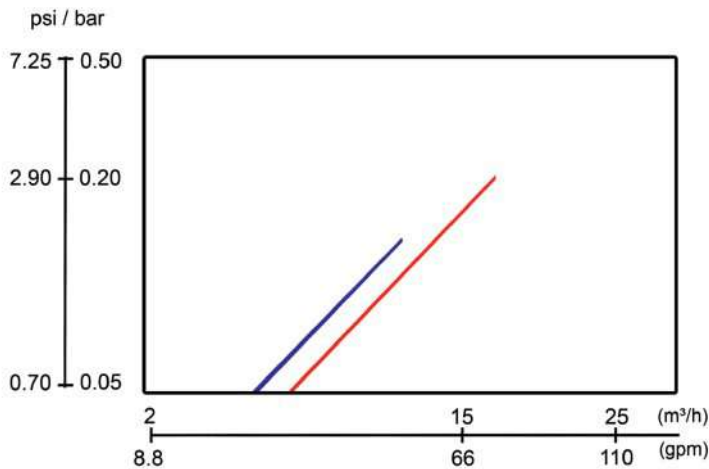
- Compact structure for low flow rate & Micron-Precise filtration.
- Innovative depth filter traps/retains large amounts of solids.
- Resistant to chemical products.
- Easy Installation, Easy Maintenance.
- Auxiliary Connection for Drain & Connecting Pressure Gauge.

## Applications

T-Type Disc Filters are applicable to Low Flow Water Filtering for Household Water, Rain Water Harvesting, Agriculture Irrigation and Garden Irrigation. In Built-in pressured pipeline T-Type Disc Filter will effectively filter out particles.

### TECHNICAL SPECIFICATIONS

Model	Connections BSP	Max Flow m <sup>3</sup> /hr	Filtering Surface cm <sup>2</sup>
MI40TD	1¼"	16	416
MI50TD	1½"	18	416
MI60TD	2"	25	850



Note: The flow rate will fluctuate with different water quality.

## Unique Disc Technology

With the excellent disc technology T- Type Disc Filters have micron-precise, high efficiency and large volume filtration advantage.

The well designed diagonally grooved structure provides exceptional filtration efficiency.



Pressure Gauge Connection





## Features

- Easily Openable Threaded Top for flushing debris from sub-main.
- Specially Designed Cap Stopper to avoid snap-out of cap while flushing.
- Equipped with 'O' Ring for leak proof performance while in shut-off position.
- Resistant to water soluble fertilizers and pesticides commonly used in irrigation & UV Stabilized.

## Applications

- Recommended for usage at every end point in water piping network in micro/drip irrigation.
- For Flushing of entrapped dirt/debris in pipelines.

## Specifications

- Maximum Operating Pressure of 5kg/cm<sup>2</sup>.
- Available in 40x50, 50x63 and 63x75mm sizes.

# PRESSURE GAUGE

## Features

- Available in ¼" Male Threaded Connection.
- 2", 2½", 4" Dial made of Aluminium.
- Wider Pressure of Range upto 7kg/cm<sup>2</sup>.
- Brass mechanism and movement for longer life.
- Silicone Oil filled for optimum accuracy.
- Case made of stainless steel for durability.
- Built-in Snubber to arrest rapid pressure fluctuation, enhancing the life of the gauge.
- Original Mitsubishi, Japan Glass for Crystal Clear Visibility.



# PORUS™ : PRESSURE RELEASE VALVE

PORUS Pressure Release Valve are recommended to be used to protect plastic or aluminium pipelines from damage caused by surge in water pressure . PORUS PRV is suitable for commonly used HDPE, LDPE, MDPE, PVC or Aluminium pipes used in water supply.


## Features

- Powder Coated Aluminium Cover & Body for durability.
- Heavy Duty Aluminium casting construction.
- Port available to install Pressure Gauge. (In Female version, Gauge Sold separately)
- Faster response in case of excess pressure surge then the set pressure.
- Easy Pressure Setting. (As explained below)

## Technical Specifications

- Available in:
  - MI60PVF : 2" Female Threaded Inlet Connection
  - MI60PVM : 2" Male Threaded Inlet Connection
- Pressure Release Setting from 1.5 Kg/cm<sup>2</sup> to 5.5 Kg/cm<sup>2</sup>
- Cracking Pressure Range 0.5 Kg/cm<sup>2</sup> to 1.5 Kg/cm<sup>2</sup>
- 1½" Outlet to recycle the excess water released during operation
- Electro Plated Tempered Spring, Shaft and Nuts for longer life and consistent performance.
- Factory Standard Set Pressure 3.5 Kg/cm<sup>2</sup>

## Pressure Release Valve Pressure Adjustment Process



Typical Installation



Step - 1 Unscrew the nut from the PRV.

Step - 2 Remove the PRV Cover.

Step - 3A To reduce the Pressure from Factory set pressure LOOSEN OR UNSCREW THE NUT.

Step - 3B To increase the Pressure from Factory set pressure TIGHTEN THE NUT FURTHER.

# KINETIC AIR RELEASE VALVE

With advanced aerodynamic design, Kinetic Air Release Valves acts as a sound solution for intake and exhaust during the filtration and water supplying. The air valves balance the air intake and exhaust to ensure the pipes are sealed closely in low pressure. Air Release Valves are widely used in the agriculture and municipal irrigation and industrial water recycling system.

## Features

- Advanced aerodynamic design.
- Big inlet size allowing massive air flow.
- One-Piece Cylindrical Float design ensure on-time shutting of outlet while the high speed airflow occur.
- Quality Sealing prevents leakage under low pressure condition (0.5 Bar.)
- PP material with Corrosion acid alkaline resistant features to be lasting.
- Available in 1" Male Thread Connection



## How it Works

**System filling :** During filling water into the pipeline, massive air will be evacuate from kinetic air intake & exhaust hole. The Cylindrical Float moves upwards to close the orifice after water flows into the chamber. With aerodynamic design and the anti-blow design, the Float ensure on-time shutting of outlet while the high speed airflow occurs.

**Pressurized Operation :** The Kinetic valves keeps closed pressure from water.

**System Draining :** When the system or pipe is drained empty, negative pressure forms in kinetic valve. Meanwhile the float move down to take in air against vacuum formation.

## Application

Kinetic Valves can prevent the air from accumulating or eliminate negative pressure apply in filtration pipelines, water supply system, nearby water meter & control valve, area and industrial field.

MATERIAL SPECIFICATIONS		
Part No	Part Name	Material
1	Body	PPCP
2	Threaded Cap	PPCP
3	Float	Eng. Plastic
4	Seal	Silicon
5	O Ring	NBR



# AIR RELEASE CUM VACUUM RELIEF VALVE

Air usually gets entrapped in water pipelines, this could eventually cause blockages, water hammer and other undesirable effects including vacuum formation within the pipeline which may hinder the system's functionality or may even damage the pipelines. Air Release Cum Vacuum Relief Valve allows air to escape from the pipeline during the start up of the system and prevents the above problems.

## Features

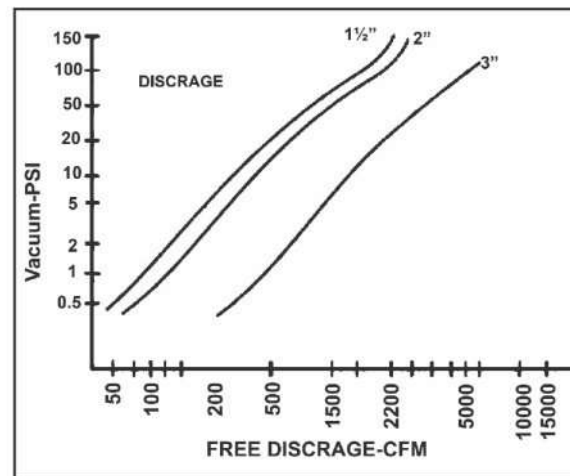
- Designed to be sealed at Low Pressure 0.5 – 0.7 kg/cm<sup>2</sup>
- Small Venting Window to avoid human play.
- Positive Vacuum Relief when Pipeline is Draining
- Made out of strong and light weight Aluminium
- Powder Coated body for durability
- Working Pressure Range of upto 10 kg/cm<sup>2</sup>



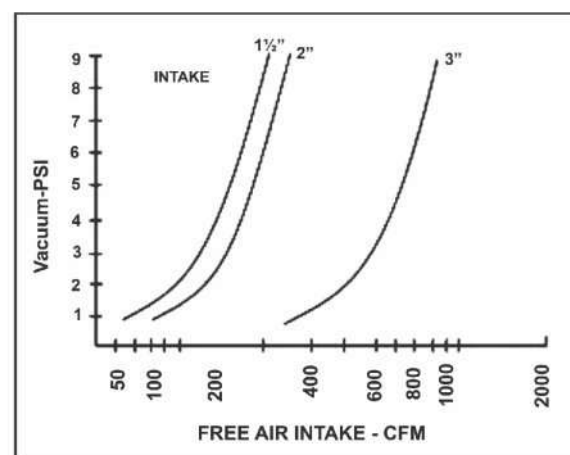
1½"

2"

MODEL DESCRIPTIONS	
Model No.	Size
MI 30ARV	1" Female Thread
MI 50ARV	1½" Female Thread
MI 60ARV	2" Female Thread
MI 70ARV	3" Female Thread



MATERIAL SPECIFICATIONS		
Part No	Part Name	Material
1	Body	Aluminium
2	O Ring	NBR
3	Float Ball	Eng. Plastic
4	Baffle	Aluminium



# UNION TYPE PVC BALL VALVE

Irrirworld Union Type PVC Ball Valves have union end on one/ both sides so that the valve can be demounted from a pipeline for refurbishment or repair. The valves are available as PVC Union Ball Valves with threaded or solvent ends in imperial sizes.

Irrirworld PVC valves offer resistance to a wide range of chemicals, in addition to offering high impact and high tensile strength. Easily assembled with perfect sealing under all conditions. Union type ball valves can be used for a wide range of applications and operates at a working pressure of up to 16 bar (Dependent on size) made our valve the strongest among the most of competitors.



## Features

- Size Available: 1.5" (50 mm), 2" (63mm), 2.5" (75mm) and 3" (90mm)
- HNBR Seal washer and TPE Seal for Zero Leak while Shut-off
- Body, socket, Ring, Ball and Shaft made of heavy-duty UPVC (IS) material
- High Pressure rating of PN-16 made it strongest Valve available among any competitor.
- TPE seals effect ensures leakage free and low fixed torque.
- Available in both Threaded and Solvent End Connections.
- UV Stabilized parts ensure No Colour Fading and make the valve durable.
- Resistant to most Chemicals used in Agriculture.

## MATERIAL SPECIFICATIONS

Part No	Part Name	Material
1	Body, Ball, Socket	UPVC (IS)
2	Ring, Bush, Shaft	UPVC (IS)
3	Bush O Ring	HNBR
4	Seal	TPE
5	Handle	ABS

## MODEL DESCRIPTION CHART

Model No	Description
MI50SBVP	1.5" 50mm Single Union PVC Ball Valve Plain
MI60SBVP	2" 63mm Single Union PVC Ball Valve Plain
MI70SBVP	2.5" 75mm Single Union PVC Ball Valve Plain
MI80SBVP	3" 90mm Single Union PVC Ball Valve Plain
MI50SBVT	1.5" 50mm Single Union PVC Ball Valve Threaded
MI60SBVT	2" 63mm Single Union PVC Ball Valve Threaded
MI70SBVT	2.5" 75mm Single Union PVC Ball Valve Threaded
MI80SBVT	3" 90mm Single Union PVC Ball Valve Threaded
MI50DBVP	1.5" 50mm Double Union PVC Ball Valve Plain
MI60DBVP	2" 63mm Double Union PVC Ball Valve Plain
MI70DBVP	2.5" 75mm Double Union PVC Ball Valve Plain
MI80DBVP	3" 90mm Double Union PVC Ball Valve Plain
MI50DBVT	1.5" 50mm Double Union PVC Ball Valve Threaded
MI60DBVT	2" 63mm Double Union PVC Ball Valve Threaded
MI70DBVT	2.5" 75mm Double Union PVC Ball Valve Threaded
MI80DBVT	3" 90mm Double Union PVC Ball Valve Threaded

# SERVICE SADDLES

My Irrigacio Service Saddles are used to build single or double junction that can be coupled with MDPE, HDPE or PVC pipes while laying pipeline network for irrigation or other type of water supplies. Made of high quality engineering polypropylene & galvanized nuts & bolts for longer life. The wide saddle body provides stability on the pipe.



HEAVY DUTY SADDLE

HEAVY DUTY SADDLE (WITH RING)

HEAVY DUTY	
Model	Description
MI 4010HD	40mm x ½"
MI 4020HD	40mm x ¾"
MI 5010HD	50mm x ½"
MI 5020HD	50mm x ¾"
MI 5030HD	50mm x 1"
MI 6310HD	63mm x ½"
MI 6320HD	63mm x ¾"
MI 6330HD	63mm x 1"
MI 6340HD	63mm x 1 ¼"
MI 6350HD	63mm x 1 ½"
MI 7510HD	75mm x ½"

HEAVY DUTY	
Model	Description
MI 7520HD	75mm x ¾"
MI 7530HD	75mm x 1"
MI 7540HD	75mm x 1 ¼"
MI 7550HD	75mm x 1 ½"
MI 7560HD	75mm x 2"
MI 9010HD	90mm x ½"
MI 9020HD	90mm x ¾"
MI 9030HD	90mm x 1"
MI 9040HD	90mm x 1 ¼"
MI 9050HD	90mm x 1 ½"
MI 9060HD	90mm x 2"

HEAVY DUTY (SS Ring)	
Model	Description
MI 6320HDR	63mm x ¾"
MI 6330HDR	63mm x 1"
MI 6340HDR	63mm x 1 ¼"
MI 6350HDR	63mm x 1 ½"
MI 7520HDR	75mm x ¾"
MI 7530HDR	75mm x 1"
MI 7540HDR	75mm x 1 ¼"
MI 7550HDR	75mm x 1 ½"
MI 7560HDR	75mm x 2"
MI 9020HDR	90mm x ¾"
MI 9030HDR	90mm x 1"
MI 9040HDR	90mm x 1 ¼"
MI 9050HDR	90mm x 1 ½"
MI 9060HDR	90mm x 2"



# VALVE BOX

With its light weight heavy-duty plastic design, Irriworld Valve Box offers durable protection for valves placed for sprinkler system. The readymade removable slots to accommodate sprinkler header lines for easy installation without the need for special tools. Its green and black design allow it to blend in easily with its surroundings and it works both in freezing and non-freezing areas.

## Features

- Anti Skid Lid Design
- Light & Durable Construction
- Side Ridges for additional side wall support
- Pre-Moulded Pipe Slots to accommodate pipe upto 63mm
- Bottom Flanges to help prevent sinking
- Available in Green coloured lid with Black Coloured Box
- Multiple configurations designed to provide tight seals and easy maintenance access
- Earth-friendly, made of 30% recycled materials (Black boxes only)



DIMENSIONS			
MODEL NO	TOP DIMENSION	HEIGHT cm	BOTTOM DIMENSION cm
MI 05VBR	5"	18.50	18.50 (Diameter)
MI 06VBR	6"	24.00	24.00 (Diameter)
MI 07VBS	7" x 7"	23.00	24 x 24 (L x W)
MI 10VBR	10"	26.00	33.00 (Diameter)
MI 10VBS	10"x10"	26.00	32 x 32 (L x W)
MI 12VBRT	12" x 18"	32.00	54 x 43 (L x W)
MI 17VBS	17" x 17"	30.50	54 x 54 (L x W)

# QUICK COUPLING VALVE

## Features (BRASS)

- Available in ¾" & 1" Female Threaded inlet connections.
- Solid Brass Construction with Leakproof Design during Swivel Operation
- Spiral Turn and Lock Key for Smooth and Hassle Free Operation.
- Thermoplastic Cover for durability
- 360° Swivel Design for Easy Rotation in Desired Direction (Swivel Elbow)



**BRASS QCV MODEL DESCRIPTION CHART**

Model No	Description
MI20QCVB	¾" Quick Coupling Valve
MI20QCKB	¾" QCV Opening Key
MI20SEB	¾" F x ¾" M Swivel Elbow
MI30QCVB	1" Quick Coupling Valve
MI30QCKB	1" QCV Opening Key
MI30SEB	1" F x 1" M Swivel Elbow

**BRASS QCV PRESSURE LOSS(kg/cm<sup>2</sup>)**

Flow Rate m <sup>3</sup> /hr	MI20QCVB	MI30QCVB
2	0.12	
3	0.24	
4	0.39	0.12
5	0.54	0.17
6		0.23
7		0.34
8		0.44
9		0.54
10		0.72

# SWING JOINT

Swing Joint connects heads to lateral pipes. This low-cost reliable, and flexible connection prevents heads or pipes from breaking when run over by equipment and allows easy adjustment of the heads to grade.



1/2" Swing Joint

3/4" Swing Joint

1" Swing Joint

## Features

- Save time with quality pre-assembled swing assemblies.
- Flexible swing arm and joints allow easy adjustment of heads to grade.
- Reduce potential for leaks with flexible parts that won't break or crack under stress like rigid fittings.

## Technical Specifications

- Available in:
  - MI 10SJ : 1/2" x 1/2" Male Threaded Connection
  - MI 20SJ : 3/4" x 3/4" Male Threaded Connection
  - MI 30SJ : 1" x 1" Male Threaded Connection
- Operating Pressure up to 6Kg/cm<sup>2</sup>.
- Surge Pressure up to 10Kg/cm<sup>2</sup>.
- Pressure Loss at 1400 LPH is 0.15 kg/cm<sup>2</sup>.
- The operating range of the swing assemblies matches or exceeds the operating range of most 1/2" sprays and 3/4" rotors
- Now with KINK resistant pipe.



Typical Installation of Pop-Up Sprinkler with Swing Joint

TECHNICAL SPECIFICATIONS			
Model	Connections BSP	Max Flow LPH	Max Temp °C
MI 10 SJ	1/2"	1600	60
MI 20 SJ	3/4"	1800	60
MI 30 SJ	1"	5400	60



REDUCER ADAPTOR  
3/4" M x 1/2" F



MALE SOCKET  
3/4" x 3/4"



MALE ADAPTOR  
17 x 1/2"



MALE ADAPTOR  
17 x 3/4"



4 mm X 1/2" ADAPTOR



FEMALE REDUCER  
1 1/2" x 1 1/4"



TAP ADAPTOR  
FOR DIGITAL TIMER



HOSE CONNECTOR  
FOR DIGITAL TIMER



FOGGER CONNECTORS



MICRO TUBE  
CONNECTORS



BARBED ADAPTOR  
1/2" x 16 mm, 12 mm



FILTER HOSE  
CONNECTOR (3/4" & 1")

## MICRO TUBE

### Features

- Extruded with highest quality PVC resin, containing less than 2% carbon black.
- Resistant to UV Rays.
- Smooth Inner Wall for Lesser Head Loss.
- High Flexible for Easy Rolling Back.
- Used with Arrow Drippers, Micro Sprinklers, Mini Sprinklers.
- Available size : DN3/5, DN4/6, DN4.4/7





## Features

- Available in
  - 1/2" Male Thread x 16mm Barbed Connection.
  - 16mm Barbed x 16mm Barbed Connection.
- Made out of Highly Durable Engineering Plastic.
- Resistant to commonly used chemicals in Agriculture.
- Specially Designed Cylindrical Knob ensures zero leak after the valve is shut-off
- Sharp Edges on barbed connections to avoid sleepage during High Pressure operations.

# SHRUB ADAPTOR



## Features

- 1/2" Female thread inlet.
- Made of High Grade Engineering Plastic.
- Compatible with Spray and Rotary nozzles manufactured by mostly reputed companies (Rainbird, Hunter, K-rain, Rainspa).

# PLASTIC MIST NOZZLE



## Features

- Available in 4 mm barbed & 1/2" Male Threaded Connection.
- Creates a "curtain of Mist/ Fog".
- Flow rate of 7 LPH at 2 bar (Per Nozzle).
- Perfect for Poultry, Live-Stock Farms for creating humidifying.
- Higher humidity for propagation applications in Greenhouse & Nursery.

# ONE TOUCH MIST WATER TIMER

MITV0102M MIST water timer with simple and beautiful appearance and bright red colour can not only be used for cool down and humidification of Balconies or Lawns but also creates beautiful gardens.

## Features

- Multifunction Button CLICK.
- Diaphragm Solenoid Valve.
- Low Switching Valve Voltage, reduce the boost time and loss in the boost process, prolong the service life of switching valves.
- Easy to Install, Simple To Change Irrigation Plan.
- Reduce temperature, increases humidity in garden.

## Specifications

- IP54 Waterproof.
- Inlet Threaded for tap 1" F and Reduction of 3/4" F.
- Powered by 3 AAA 1,5V Alkaline Batteries. (Sold separately)
- Working Water Pressure : 0.5 bar to 5.0 bar.
- Flow rate : 5L/min to 35 L/min.
- Irrigation Frequency : 1,2,3,4,5,6,7,10,15,20,25 and 30 mins.
- Irrigation Duration : 3,5,10,15,20,25,30,35,40,45,50 and 55 seconds.



## Water Timer Function

### Set HOW LONG

Watering Time : 3/5/10/15... 55 Seconds

### Set HOW OFTEN

Watering Frequency: 1/2/3/4... 30 Minutes.

### Start Watering

After setting HOW LONG and HOW OFTEN, the automatic water timer will start working immediately

### Manual Closing

Press "click" for 3 seconds, close the watering program manually,

### Stop watering

In the outer ring blue LED lamp state, press the "click" button clockwise to move to OFF, the program cancels and closes.



# DIGITAL TAP TIMER MINI

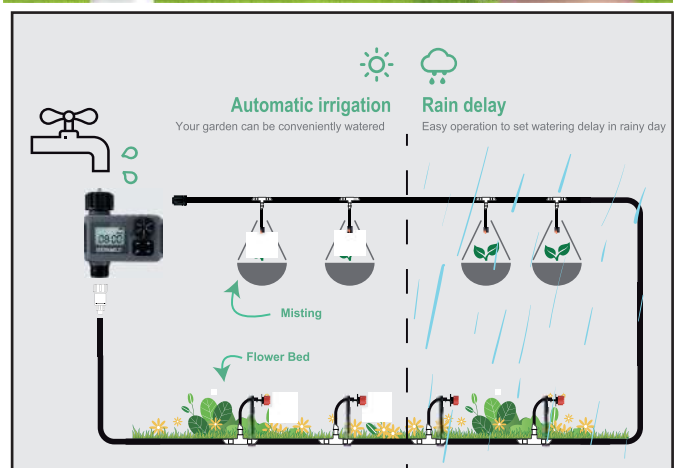
## Features

- Diaphragm Solenoid Valve
- Rain Delay Function : Hold and press “+” button 5 Sec. until ☔ appears on the screen.
- Manual Operation : Click the “🔧” button to start manual operation.
- High Cost Performance : Small size with large LCD display and complete function.
- Flexible Watering Plan : An Every-Hour irrigation scheme or Every-Day irrigation scheme can be set up.
- Easy-to-go Design : Menu - Type setting operation, convenient and simple.
- Built-in clock.
- Waterproof and Dustproof : IP55



### TECHNICAL SPECIFICATIONS

Watering Duration	1min to 3h 59min
Watering Frequency	1h to 23h or 1day to 7days
Working Pressure	0.5 Bar - 5 bar
Max Flow Rate	35l/Min
Thread	3/4" or 1" BSP (With Adaptor)
Working Temperature	4.5°C to 45°C
Battery Power	2 AA Alkaline Batteries



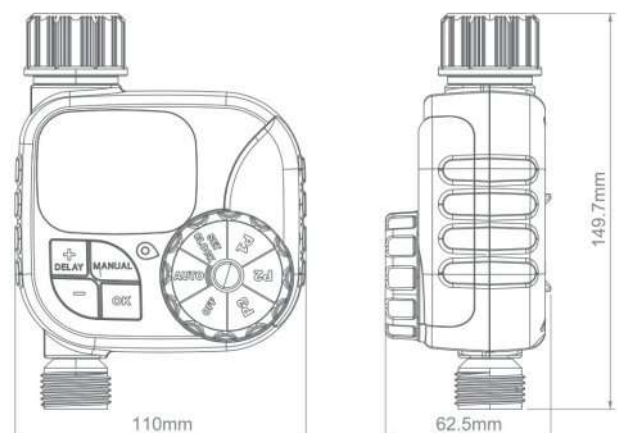
# DIGITAL TAP TIMER PRO

## Features

- 3 irrigation plans per day.
- Rain Delay Watering Function.
- Automatic Watering.
- Manually watering without interrupting programming.
- Next irrigation time reminder.
- Low voltage indication.
- Easy turn off all plans.

## Specifications

- 1" or ¾" Inlet thread and ¾" Outlet thread.
- Watering frequency: 1 hr to 12 hr or 1 day to 7 days or random days from Monday to Sunday.
- Watering duration: 1 min to 240 min.
- IP54
- Battery: 2 x AA
- Operation pressure: 0.5–8 bar (7–116 PSI)
- Flow Rate: 5 L/min–35 L/min
- Dimension: 149.7 × 110 × 62.5 mm



Irriworld Automatic Drip Garden Irrigation Kit ensures the plants gets precise amount of water, without the hassles that come with the hose pipe. IRRIKIT reduces water usage by almost 70% over traditional concepts of watering through Hose pipe. Water Emitters in the kit focuses directly to the roots.

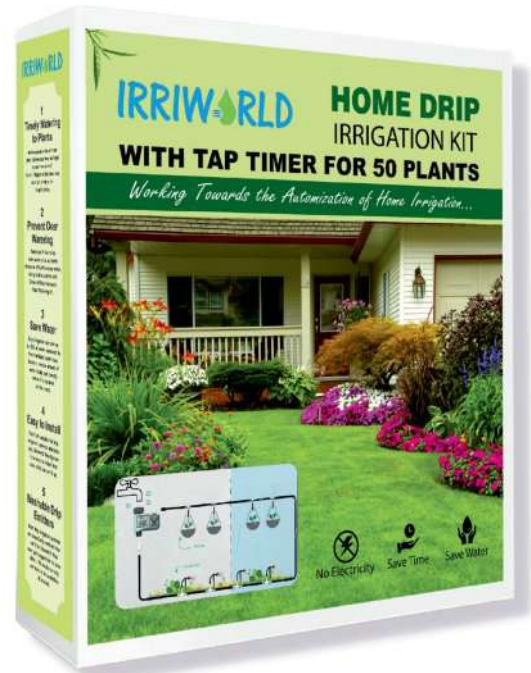
## USAGE AND ADVANTAGE:

- Watering Bonsai, Flowers and other Potted Plants, Shrub etc in Homes, Offices, Hotels, Clubs etc.
- Perfect for variety of gardens, Use for watering Backyard Garden, Terrace Garden, or Balcony Garden
- Reduced Water Usage, therefore huge water saving using IRRIKIT.
- Prevents Over-Watering of plants.
- Available in Combination of 50, 100 Plants, Watering Kit can also be expendable using additional drippers. (Sold Separately)
- Based on DIY concepts. Easy to install and maintenance free washable drippers.
- Operated on direct connection to Tap, commonly available in all households.
- Comes With Automatic Digital Tap Timer
- Manual IRRIKIT without Timer option also available.

## Contents:

Depending on the combination, IRRIKIT is packed with below components:

- |                           |                                   |
|---------------------------|-----------------------------------|
| • Water Emitters          | • Emitter – Feeder Pipe Connector |
| • Main Supply Pipe (16mm) | • 4mm Tee Connector               |
| • Feeder Pipe (4mmx6mm)   | • 4mm Punching Tool               |
| • Main Line Control Valve | • 4mm End Plug                    |
| • 16mm Elbow Connector    | • ½”-16mm Tap Adaptor             |
| • 16mm Tee Connector      | • Emitter Holding Stick           |
| • 16mm Joiner             | • Main Line Holding Stick         |
| • 16mm End Cap Ring       | • Cable Tie                       |
|                           | • Digital Tap Timer               |





## Features


- Compact and easy to install
- Easy to dismantle as per requirement
- Highly flexible, can be adjusted as per crop height
- A single setup is enough to irrigate upto 900 sq.mt of area
- Easy to extend by adding an extra Hans and accessories.
- The lightweight portable system is easy to shift in the field.
- Winkit is supplied with Patented Pressure Boosting Risers.
- All component available separately expansion.

## Benefits

- Easy To Install
- Minimum labour required
- Easy Transport and Store
- Leak Free with No Rusting



## Grow Joyful Crops with Winkit®



## COMPONENTS IN WINKIT

ITEM	ITEM NAME	UNIT	QUANTITY
	IRRI FLEX™ PIPE HEAVY DUTY	mtr.	60
	FEMALE ADAPTOR WITH BASE ¾" OUTLET	nos	5
	IRRI FLEX™ MAIL PLAIN ADAPTOR	nos	10
	RISER (¾" MALE X FEMALE TH)	nos	15
	HANS IMPACT SPRINKLER ¾"	nos	5
	SS CLAMP FLEXI PIPE	nos	12
	IRRI FLEX™ MTA	nos	1
	IRRI FLEX™ END CAP	nos	1
	SPANNER FOR IRRI FLEX PIPE	nos	1

All Fittings Design are Registered



## Features

- Compact and easy to install
- Easy to dismantle as per requirement
- Highly flexible, can be adjusted as per crop height
- A single setup is enough to irrigate upto 980 sq.mt of area
- Easy to extend by adding an extra Winkler and accessories.
- The lightweight portable system is easy to shift in the field.
- Winkit is supplied with Patented Pressure Boosting Risers.
- All component available separately expansion.

## Benefits

- Easy To Install
- Minimum labour required
- Easy Transport and Store
- Leak Free with No Rusting



## Grow Joyful Crops with Winkit®



## COMPONENTS IN WINKIT

ITEM	ITEM NAME	UNIT	QUANTITY
	IRRIFLEX™ PIPE HEAVY DUTY	mtr.	60
	FEMALE ADAPTOR WITH BASE ¾" OUTLET	nos	7
	IRRIFLEX™ MAIL PLAIN ADAPTOR	nos	14
	RISER (¾" MALE X FEMALE TH)	nos	21
	WINKLER ¾"	nos	7
	SS CLAMP FLEXIPIPE	nos	16
	IRRIFLEX™ MTA	nos	1
	IRRIFLEX™ END CAP	nos	1
	SPANNER FOR IRRIFLEX PIPE	nos	1

All Fittings Design are Registered

## Features



### Low Friction Loss

Water Flow guide at inside surface to compensate the friction loss.



### Pressure Stability

Bigger inlet for minimum pressure drop during vertical installation.



### Flexible

Riser Pro can be connected to each as per crop height requirement.



### Sturdy

Designed for Tough Climate Conditions.




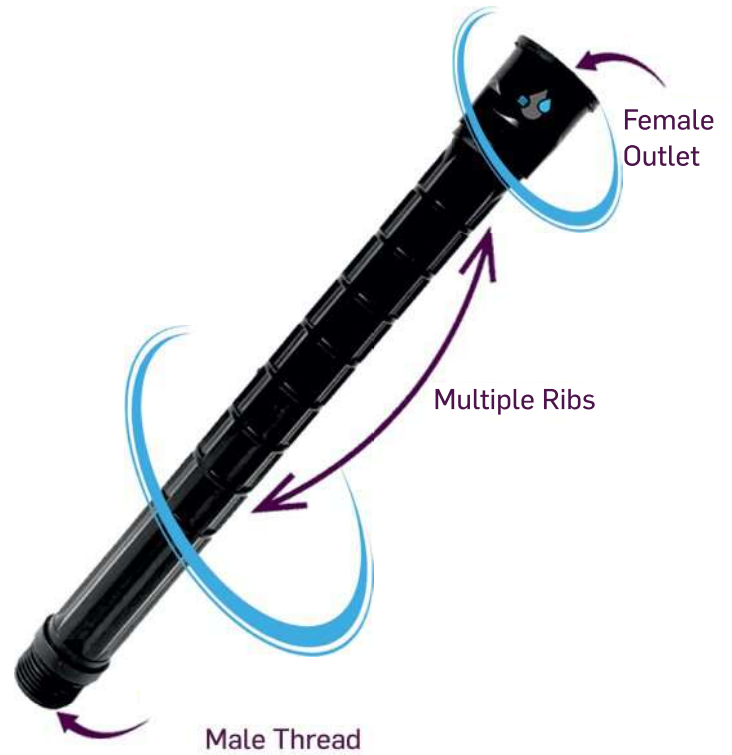
### Tool-Free Installation

Special ribbed outer design to make installation tools free.



### Corrosion Free

Made of Engineering plastic with UV stabilisers for durability.




## Compatible With All Type of 3/4" Sprinklers



Flexible Operation

# RAIN GUN KIT



RAINGUN KIT CONTENTS			
ITEM	ITEM NAME	UNIT	QUANTITY
	RAINGUN STAND	nos	1
	MALE THREADED CONNECTOR	nos	2
	SS HOSE CLAMP	nos	2
	IRRIFLEX PIPE 8 BAR	mtr.	100
	SPANNER	nos	1

## Features

- Available in 1¼" & 1½" connections.
- All components are Powder Coated for Durability.
- Telescopic legs designed with a stable centre support.
- Heavy Duty Pipe with 8 Bar Pressure.
- Engineering plastic connectors.

# GUN COUPLING



## Features

- Made of virgin aluminium.
- Gasket fitted body for leakproof operation.
- Plated locks.

TECHNICAL SPECIFICATIONS		
Sr No	Model No	Description
1	MI - 40MCIR	1¼" Heavy Duty Gun Coupling Male
2	MI - 50MCIR	1½" Heavy Duty Gun Coupling Male
3	MI - 60MCIR	2" Heavy Duty Gun Coupling Male
4	MI - 40FCIR	1¼" Heavy Duty Gun Coupling Female
5	MI - 50FCIR	1½" Heavy Duty Gun Coupling Female
6	MI - 60FCIR	2" Heavy Duty Gun Coupling Female

# DIRECT BURIAL IRRIGATION CIRCUIT CABLE




IRRIWORLD® Direct Burial Low Energy Cables are specially designed with Dual Layered Insulation for Irrigation Automation Applications.



SINGLE CORE CABLE



DOUBLE CORE CABLE



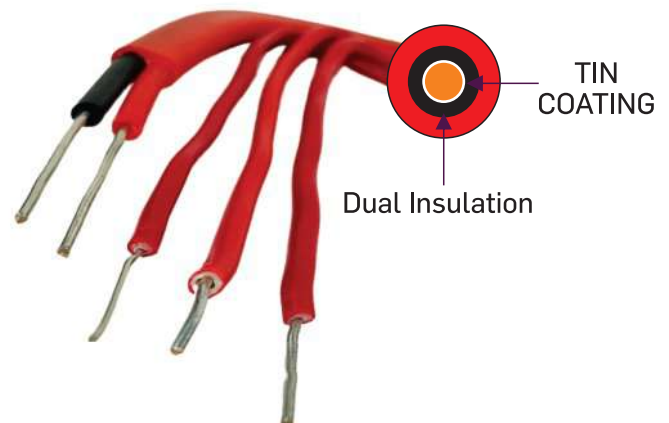
TECHNICAL SPECIFICATIONS					
CORE	SIZE AWG	STRANDING	INSULATION WALLS (mm)	APPROX. DIAMETER (mm <sup>2</sup> )	RECOMMENDED CURRENT CARRYING CAPACITY
SINGLE (1)	18	SOLID	3.00	1.20	10 AMPS
SINGLE (1)	16	SOLID	3.00	1.50	15 AMPS
SINGLE (1)	14	SOLID	3.00	2.50	20 AMPS
DOUBLE (2)	14	SOLID	6.00	2.50	20 AMPS
DOUBLE (2)	12	SOLID	6.00	4.00	25 AMPS

## Features

- TIN Coated Copper Wire for reduced loss of current
- Conductor: Soft-Annealed, Uncoated Copper
- Insulation: Polyvinyl chloride Dual Insulation
- Manufacturer's Identification: Surface marked with IRRIWORLD, Voltage Rating, Size and Type

## Application

- Underground Low Energy Circuit Cable for use in operation at 40 volts or less rated 60°C





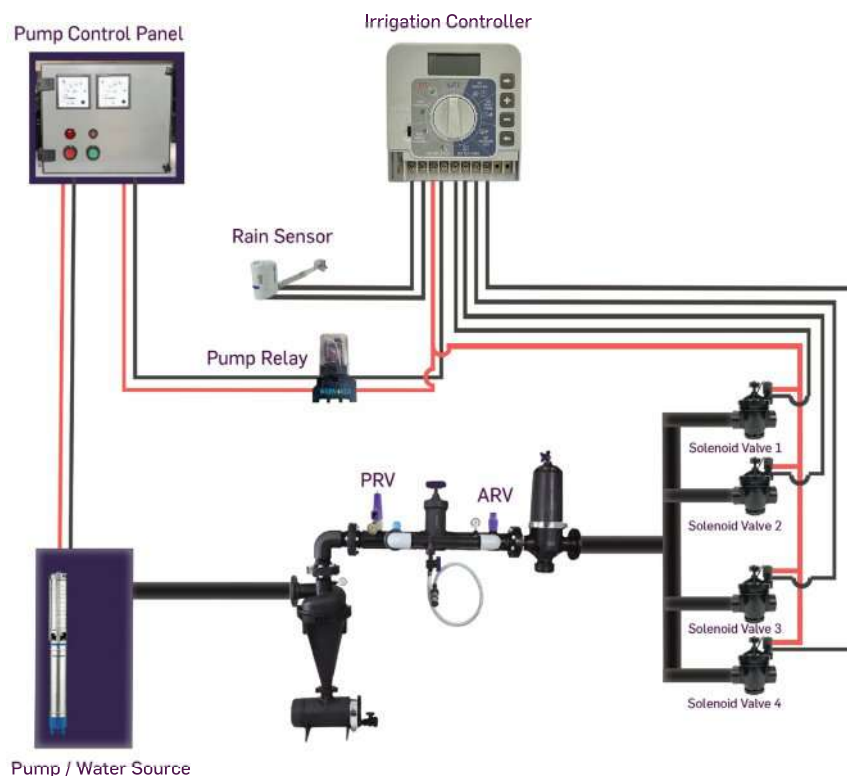
## Features

- Most suitable for small and marginal farmers with landholding upto 5 acres.
- Reduces manual interference and helps in timely irrigation.
- Rain Sensor is supplied in the Kit. To prevent over-irrigation in case of rains in field, rain sensor should be installed at the field.
- Precise application of water in crops results in an increase in yield and improved quality of crops.
- Autosinchayi kit is based on DIY concept therefore easy to install.
- Controller, Solenoid Valve and Rain Sensor are imported from USA.

## Benefits

- Farmers can convert existing irrigation systems into automatic.
- No expertise required, all-inclusive package, based on DIY concept.
- Suitable for single-valve operation. Expandable upto Four Valves.

## Typical Installation Layout



# DIRECT BURIAL SPLICE KIT

Wire splices are the weak link of any electrical circuit. It is especially important to make proper joints in irrigation systems because the joints are exposed to wet and damp environments that can cause corrosion of the copper conductor and premature failure.

## Features

- For direct burial, above ground, or in valve box installations, use DB wire connectors or Silicone filled wire nuts.
- The kit includes a Performance Plus Wire Connector and a high impact, UV-resistant polypropylene tube prefilled with moisture-resistant grease.



## Application

The Direct Bury Splice Kit is used to electrically connect two or more pre-stripped copper wires and moisture seal the connection for direct burial.

## Technical Specifications

Maximum Voltage Rating : 600 V  
Application Temperature : 0°C to 49°C  
Operating Temperature : -40°C to 105°C

## Construction:

Tube : Impact and UV Resistant  
Grease : 711B  
Connector : Steel Spring, Flame Retardant Insulator

# RELAY WITH DIN RAIL SOCKET

## Features

- High Reliability
- Elegant / Sturdy & Light weight
- ARC Suppressor
- Excellent Isolation & Compact High Performance
- Medium Power Sources
- Comes with Din Rail Socket

## Specifications

Terminal Type : Plugin  
Rated Carrying Current : 5A  
(At 24 VDC / 250 VAC)  
Contact Material : Silver Alloy  
Operating Power for DC Coil : 0.72W - 1.25W  
(Min-Max)  
Operating Power for AC Coil : 1.92W - 2.43W  
(Min-Max)  
Maximum Operate Time : 20 ms  
Maximum Release Time : 10 ms  
Ambient Temperature : -25°C - 55°C  
Impulse with Stand Voltage : 5 KV - 1.2/50μS



## Application

- Pump Control Panels
- Automation & Remote Control Systems
- High Voltage DC Panels / Motors

My Irigacio Automatic Disc Filter System adopts the modular design, it well meets various market demands of different flow volumes by providing T-type backwash modules. Going with 2",3" or 4" hydraulic backwash valve as well as a built-in computer chip for automatic scheduling work, it works as an automatic unattended water filtration system, which ensures continuous water supply while discharging the sewage. Flow rate range: 20m<sup>3</sup>/h to 280 m<sup>3</sup>/h Filtering accuracy: 130micron.

With the Unique Disc and Vortex Structure design, the filter will generate a centrifuge spiral flow of water, which moves away the solid particles in the water. The solid particles will be collected to the top of the disc element with rotational flow. The vortex disc filter system ensures High-Efficient Filtering and water-saving for the low frequency of backflushing.



## Feature & Advantage

- Manufactured in Polyamide, resistant to chemical products and wear-resistant.
- To achieve unmanned performance by chips built-in controller.
- Compatible with different filter units according to different flow rate requirements.
- Auto back flushing procedure set by the discrepancy of water pressure between inlet & outlet, manual setting is also available.
- Manifold is made either in Stainless Steel, PE, or Epoxy-Coated Carbon Steel.
- Minimum water consumption and low maintenance cost.
- Efficient water saving in auto backflushing with a minimum pressure of 1.5 bar and flow rate of 2.1 L/s minimum.

## Applications

**Agriculture irrigation :** Applicable to medium scale agriculture irrigation, removing the particles of water from the lake and river etc. Protecting the sprayers & equipment in irrigation system.

**Garden irrigation :** Provide solutions for the water recycling of garden irrigation or water landscape, ensure the water quality and protect the sprayer and the dripper.

**Industrial filtration :** Provide solutions for low flow water recycling in industrial application.

## RPS™ 50

Designed for smaller landscape areas.

### Features & Specifications

- Patented Continuous Reverse and Return
- Easy Arc Setting, Arc Adjustment Range: 40° – 360°
- Flow Range: 2.8 – 14.4 LPM
- Pressure Rating: 1.4 – 4.8 bar
- Precipitation Rate: 6.6 – 15.2 mm/hr (depending on spacing and nozzle used)
- Radius: 5.5 – 10.1 m
- Nozzle Trajectory: 25°
- Ideal for usage in tandem with larger rotors.
- Optional Check Valve - Prevents Low Heads Drainage
- Inlet size : ½" Female Thread Connection.



## RPS™ 75

Sets the standard for 3/4" gear-driven rotors.

### Features & Specifications

- Full and Part Circle Rotation – Provides a full range of adjustment from 40° to 360°
- Non-flushing Wiper Seal – Reduces leaks caused by debris trapped under seal
- Universal Riser Assembly – Fits into existing Hunter® PGP® and PGP® Ultra cans
- Arc Adjustment Range: 40° – 360°
- Flow Range: 2.6 – 31 LPM
- Pressure Rating: 1.4 – 4.8 bar
- Precipitation Rate: 4 – 25.4 mm/hr (depending on spacing and nozzle used)
- Radius: 6.7 – 15.5 m
- Nozzle Trajectory: 26°
- Low Angle Nozzle Trajectory: 11°
- 8 Standard and 4 Low Angle Nozzles Included
- Inlet size : ¾" Female Thread Connection.



## RPS™ SELECT

Four built-in selectable nozzles for the fastest nozzle change of any rotor.

### Features & Specifications

- All adjustments made from the top – wet or dry –including flow shutoff. No special tools needed
- Four Built-in Selectable Nozzles – Nozzles through #4 match arc settings 90° through 360°
- Matched Precipitation Rates – When nozzle setting matched to arc
- Flow Range: 4.9 – 25.8 LPM
- Pressure Rating: 1.4 – 4.8 bar
- Precipitation Rate: 6 – 20 mm/hr (depending on spacing and nozzle used)
- Radius: 10 – 14 m
- Nozzle Trajectory: 24°
- Inlet size : ¾" Female Thread Connection.




## SUPERPRO<sup>®</sup>

All the best features in one rotor including Intelligent Flow Technology<sup>®</sup>

### Features & Specifications

- Patented Intelligent Flow Technology<sup>®</sup> – Reduce distance and water flow simultaneously and proportionately up to 50%. Water savings of up to 30%
- Patented easy arc set – Simplified setting wet or dry. Water flow can be turned off or adjusted in the popped-up position
- Patented reversing mechanism – Assures continuous reverse and return
- Optional check valve – Prevents low-head drainage
- Arc adjustment range: 40° to continuous 360°
- Flow range: 3.0 – 42.0 LPM
- Pressure rating: 1.4 – 4.8 bar
- Precipitation rate: 5.3 – 29.7 mm/hr (depending on spacing and nozzle used)
- Radius: 7.9 – 14.0 m
- Nozzle trajectory: 26°
- Low angle nozzle trajectory: 12°
- Standard and low-angle nozzles included
- Inlet size : ¾" Female Thread Connection.

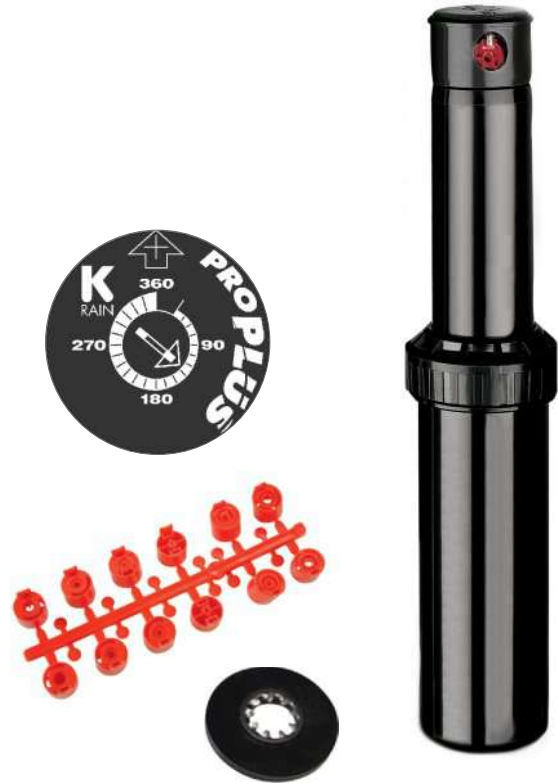


## PROPLUS<sup>®</sup>

Tough, Proven and Advanced

### Features & Specifications

- Patented Top Arc Set – Allows for wet or dry adjustment in seconds
- Full arc range adjustment from 40° to continuous 360°
- Patented Reversing Mechanism – Assures continuous reverse and return
- Optional Check Valve – Prevents low head drainage
- Arc Adjustment Range: 40° to Continuous 360°
- Flow Range: 1.9 – 37.8 LPM
- Pressure Rating: 1.4 – 4.8 bar
- Precipitation Rate: 3 – 25.7 mm/hr (depending on spacing and nozzle used)
- Radius: 6.7 – 15.2 m
- Nozzle Trajectory: 26°
- Low Angle Nozzle Trajectory: 12°
- Standard and Low Angle Nozzles Included
- Inlet size : 3/4" Female Thread Connection.



## PROSPORT<sup>®</sup>

Designed for sports turf and commercial applications.

### Features & Specifications

- Patented Top Arc Set – Allows for wet or dry adjustment in seconds
- Triple Nozzle Configuration – Ensures even distribution of water
- Arc adjustment from 40° to a continuous 360°
- Arc Memory Clutch – Prevents internal gear damage and returns rotor to its prior setting automatically if nozzle turret is forced past stop
- Patented Reversing Mechanism – Assures continuous reverse and return
- Heavy Duty Rubber Cover and Mud Guard – Protects against physical injury and allows sprinkler to be installed below grade
- Flow Range: 19.3 – 123 LPM
- Pressure Rating: 2.8 – 6.2 bar
- Radius: 13.1 – 23.5 m
- Nozzle Trajectory: 26°
- Inlet size : 1" Female Thread Connection.



## NP SPRAYS

Ideal for watering smaller lawns, ground cover, and shrub areas

### Features & Specifications

- Available in 2" and 4" (5 cm and 10 cm) Models – Provides flexibility in system design
- Accepts Female Threaded Nozzles
- Stainless Steel Retraction Spring – Provides reliable retraction of the riser in all soil conditions
- Ratcheting Riser – Allows for easy pattern alignment by turning the riser
- Narrow Profile Body – Easy to retrofit with existing systems
- Pressure Rating: 1.4 – 4.8 bar
- Inlet size : ½" Female Thread Connection.

### Models

- NP2 - 2" (5 cm) Narrow Profile Spray Body
- NP4 - 4" (10 cm) Narrow Profile Spray Body



## PRO-S SPRAYS

Proven long life and outstanding performance.

### Features & Specifications

- Co-molded wiper seal — Ensures a leak-free, full pop-up even under low-pressure situations. Treated with UV inhibitors for long life.
- Carefully selected seal material reduces degradation and stick-ups
- Heavy-duty retraction spring — Strongest in the industry for complete retraction in all soil conditions
- Pre-installed flush cap
- Accepts female threaded nozzles
- Fits in Rain Bird<sup>®</sup> 1800 Can
- Pressure rating: 1.4 – 4.8 bar
- Inlet size : ½" Female Thread Connection.



Nozzle Guard (Optional)



Check Valve (Optional)



## HIGH-EFFICIENCY KVF NOZZLES

Complete flexibility for working in a variety of terrains.

### Features & Specifications

- Superior Spray Patterns
- Fits any male-thread spray body
- Color-coded for Easy Identification
- Uniform Water Distribution
- Water Efficient Low Flow Rates
- Extra Long Filters Extend Time Between Cleaning



### Models

- KVF6 - 6' (1.8 m) Nozzle (Red)
- KVF8 - 8' (2.4 m) Nozzle (Green)
- KVF10 - 10' (3 m) Nozzle (Blue)
- KVF12 - 12' (3.7 m) Nozzle (Brown)
- KVF15 - 15' (4.6 m) Nozzle (Black)
- KVF17 - 17' (5.2 m) Nozzle (Grey)



Shrub Adaptor



## FIXED PATTERN NOZZLES

Female-threaded, and special patterns for system flexibility





### Features & Specifications

- Four distances plus eight fixed patterns provide an array of system configurations
- Color-coded for easy identification

### Models

- FN15CS: Center Strip, Female
- FN15ES: End Strip, Female
- FN15SS: Side Strip, Female
- FN15HL: Hgh Low, Female



PERFORMANCE DATA				
Nozzle	Pattern	Pressure Bar	W x L in meters	Flow LPM
Center Strip	FN15CS 	1.5	1.2 x 7.3	3.0
		2.0	1.2 x 9.1	3.8
End Strip	FN15ES 	1.5	1.2 x 3.7	1.5
		2.0	1.2 x 4.6	1.9
Side Strip	FN15SS 	1.5	1.2 x 8.5	4.2
		2.0	1.5 x 9.8	4.9
High Low	FN15HL 	1.5 High	4.3 x 8.5	9.5
		Low	1.2 x 8.5	
		2.0 High	4.6 x 9.8	11.4
		Low	1.5 x 9.8	

## FULLY ADJUSTABLE ROTARY NOZZLE

Ideal for watering smaller lawns, ground cover and shrub areas

### Features & Specifications

- Fully adjustable 80° to 360° – only one SKU per distance
- Hand adjustable – no tools needed
- Radius adjustment up to 30% – patented flow control
- Arc adjustment wet or dry – visual left start and right stop
- Double pop-up system – superior dirt tolerance
- Matched precipitation – superior efficiency in water and uniformity through all patterns and distances
- Multiple stream technology – for improved wind resistance
- Large filter – prolongs product life
- Can be installed in the same zone as rotors

### Models

- RN100-ADJ - 13' – 15' (4 – 4.6 m). Green
- RN200-ADJ - 16' – 19' (4.9 – 5.8 m). Blue
- RN300-ADJ - 26' – 30' (7.9 – 9.1 m). Red



## BUBBLERS

Pressure-compensating bubblers are ideal for non-turf areas.

### Features & Specifications

- Pressure compensation ensures consistent flow rates over lower pressure ranges.
- Pressure compensating bubblers are ideal for tree and large shrub watering.
- Operating Pressure: 1.4 – 3.5 bar
- Spacing: 0.3 m – 0.9 m
- Umbrella Pattern



## PRO-LC

Feature-packed, user-friendly and now a WiFi-Ready controller.

### Features & Specifications

- Available in 4, 8, 12 Station Models
- Patented full program display feature shows days, start times, number of stations and special programming
- WiFi requires the BRIDGE WiFi Module, sold separately
- Rain sensor and rain/freeze sensor ready
- Built-in Level – Makes leveling the unit easy
- Station Run Times: 1 minute to 6 hours
- Number of Programs: 3
- Number of Automatic Start Times: 4 per program
- Program Watering Schedules: Odd (odd calendar days), Even (even calendar days), Custom (day of the week) Interval 1-31 days
- Power Input: 240V AC.
- Power Output: 24V AC
- Power Backup: Lithium coin-cell battery maintains time and date during primary power outages.



Wi-Fi Bridge

## RPS™ 46

The easiest to use mini irrigation controller.

### Features & Specifications

- 4 & 6 Station Models – Perfect for residential lawn
- 4 Fully Independent Programs – Allowing up to 4 starts per program. Maximum 16 starts per day
- Rain sensor and rain/freeze sensor ready – Allows automated operation to be controlled by sensor
- Battery Back-Up – Saves program during power outages
- Indoor Models with External Transformer & Plug Specifications
- Station Run Times: 1 min. to 12 hrs. 59 min.
- Program Watering Schedules: 7-day calendar with individual day selection, or 1 to 15 day interval. or 365 day calendar for ODD/EVEN day watering
- Power Input: 240V AC.
- Power Output: 24V AC.
- Overload protection: Standard 20mm 1.0 AMP fuse



# PRO-EX3 Hybrid • Modular +2-Wire



## ACCESSORIES



3322  
2-WIRE MODULE



3304  
4 STATION  
Module



3308  
8 STATION  
Module



3100-BRIDGE  
Wi-Fi Module



3311  
SINGLE STATION DECODER

## Features

- Hybrid Irrigation Controller
- Maximum 40 stations
- Smart Wi-Fi Capable
- New AIM (Adaptive Irrigation Mode)
- Patented Full Program Display
- Flow Sensor and Rain Sensor or Rain/Freeze Sensor ready
- Diagnostic Circuit Breaker
- Station Delay/Overlap Programming
- 2 Hard wired MV/PS terminals as well as 1 Remote MV/PS on the 2-wire system
- Permanent Memory - Non-volatile memory preserves programs during power outages
- Master Valve/Pump Start Ready - Programmable per station as needed
- Advanced Features: Looping Functionality, Cycle and Soak, Zone Grouping
- Robust enclosure design for maximum durability

## ELECTRICAL SPECIFICATIONS

Power Input: 110V AC 60Hz, 240V AC, 50/60Hz

Power Output: 24V AC 2A

Power Backup: Lithium coin-cell battery maintains time and date

## Specifications

- Station Run Times: 1 minute to 6 hours for all stations
- Number of Programs: 6 (A-F)
- Number of Automatic Start Times: 6 per program
- Program Watering Schedules:
  - Custom (day of the week), Interval (1-31 days),
  - Odd (odd calendar days)
  - Even (even calendar days)

BEST IN THE INDUSTRY  
**WARRANTY**  
**3 YEARS**



## SITEMASTER, 2-Wire Decoder Controller

### Features & Specifications

- Number of stations: Up to 99
- Weather station capable
- Connect up to 2 hard-wired flow meters and 3 additional meters attached to decoders in the field
- Rain sensor and rain/freeze sensor ready
- 6 independent programs with 6 start times each
- Full on-screen keyboard makes naming and programming easy and intuitive
- Advanced diagnostics include interactive fault log, decoder signal strength/status
- Largest screen in the industry displays run times, watering days, number of start times
- Two fully independent wire paths for easy layout design and troubleshooting
- Special features include seasonal adjust, station/zone grouping, program backup and restore
- Station delay/overlap and pump pressurization allows dual operation and pressurization for each of the 5 separate pump start locations
- Vandal-resistant lockable housing



## PRO EX 2.0, Modular Irrigation Controllers

Ideal for watering smaller lawns, ground cover and shrub areas

### Features & Specifications

- WiFi enabled – Syncs with wifi to allow functionality through a smartphone, tablet, or web browser.
- Patented Full Program Display
- Rain sensor ready
- Identifies and isolates stations with valve or wiring problems (shorts, faults, valve location) while the remaining program continues.
- **Upgrades from 4 to 28 stations** - with NEW 14 station module.
- Visual and/or audible alerts • when programming errors or other conditions have been detected and are preventing operation.
- Non-volatile memory saves programs during power outages.
- Buried Valve Locate Feature – Helps locate buried valves in the field.
- Permanent Day Off – Set any day of the week, regardless of programming, as a non-watering day.
- Built-in Level – Makes leveling the unit easy during installation.
- Station Run Times: 1 second to 6 hours for all stations
- Number of Programs: 3
- Power Input: 240V AC Power Output: 24V AC



## SOLENOID VALVES

### Features & Specifications

- Manual External Bleed Screw – Provides for manual operation in system start up
- Manual Internal Bleed through Solenoid – Provides for manual operation without discharging water outside the valve
- Captured Plunger – Allows for the solenoid to be removed without losing the internal plunger
- Heavy Duty, Corrosion, and UV Resistant PVC Construction – Increases the life of the valve
- Self Cleaning Screen – The screen is in the flow path of water for self-cleaning action during operation
- Removable Inlet Cap – Allows for easy conversion from globe to angle-style valve (only comes with 1½" & 2" )

### Models

- PRO100-7075 - ¾"
- PRO150-7101 - 1"
- PRO150-7115 - 1½"
- PRO150-7102 - 2"



### Operating Specifications

#### 7075 PROSERIES 100 - ¾" VALVE

Flow Rate, GPM	1	5	10	15	20.0
PSI Loss	4.0	5.0	6.0	11.0	14.0
Pressure Range	20-150 PSI (1.4 - 10.3 bar)				
Flow Range	1-20 GPM (3.8 GPM - 75.7 LPM)				

#### 7101 PROSERIES 150 1" VALVE

Flow Rate, GPM	5	10	15	20	30
PSI Loss	2.9	2.1	1.8	3.0	5.0
Pressure Range	10-150 PSI (0.7 - 10.3 bar)				
Flow Range	5-30 GPM (18.9 - 113.6 LPM)				

#### 7115 PROSERIES 150 1-½" VALVE

Flow Rate, GPM	20	30	40	50	60	80
PSI Los, Globe	3.0	2.6	2.3	2.9	4.1	5.5
PSI Loss, Angle	2.7	2.2	1.9	2.2	3.0	4.4
Pressure Range	20-150 PSI (1.4 - 10.3 bar)					
Flow Range	20-80 GPM (75.7 - 302.8 LPM)					

#### 7102 PROSERIES 150 2" VALVE

Flow Rate, GPM	20	30	40	50	60	80	100	120
PSI Los, Globe	2.2	1.9	1.7	1.5	1.6	2.9	4.8	6.2
PSI Loss, Angle	1.9	1.9	1.7	1.5	1.5	2.1	3.2	4.6
Pressure Range	20-150 PSI (1.4 - 10.3 bar)							
Flow Range	20-120 GPM (75.7 - 454.2 LPM)							

## BLUE, Bluetooth Battery-Powered Controller



### Features & Specifications

- Ideal for areas where AC power is unavailable
- Change controller settings via smartphone, tablet or web browser
- Manage hundreds of controllers from one easy app
- Geo-location feature – see every site, every controller, every program
- Alerts you when a battery replacement is required
- Rain sensor and rain/freeze sensor ready – Allows automated operation to be controlled by sensor
- IP68 certified fully waterproof enclosure installs right in the valve box
- Ideal for isolated/remote valve boxes where running power is expensive or difficult
- Standalone – works with 9V DC alkaline battery type.
- Full virtual backup – back up program information & preferences to the cloud for easy future restoration
- Add a passcode lock to each controller for added security
- 6 programs, 8 start times
- Bluetooth range; 35' (10 m)
- Maximum distance between the timer and solenoid is (30 m) with 18 AWG.

## RAIN SENSOR

Turn your irrigation controller into an expert water manager



### Features & Specifications

- Flexibility Allows a K-Rain Wireless Rain Sensor to be paired with any manufacturer's rain sensors terminal equipped controller.
- Weather Resistant. Engineered with impact-modified, UV-resistant polymer for outdoor exposure.
- Simplicity, Provides the advantage of extremely quick, easy installation and programming, along with simple pairing with a K-Rain Rain Sensor.
- Maintenance Free, No batteries to replace.

## ATOM14 PC

Full Circle & Part Circle 3/4" Impact Sprinkler

Standard Nozzle : 4.5mm (Black) Water Breaker

Body Angle 25°

Inlet Size : 3/4" male 1 Box 55 PCS

Radius: 13 mtr - 16 mtr

Discharge: 15 LPM - 29 LPM



## ATOM15 FC

Full Circle 1" Impact Sprinkler

Standard Nozzle : 6 mm (Orange) - 3.2 mm (Dark green)

Body Angle 22° & 27°

Inlet Size : 1" Female Thread 1 Box 40 PCS

Radius: 14 mtr - 18 mtr

Discharge: 33 LPM - 67 LPM

## ATOM15 LF

Special body construction with two different water spray angles: 22 and 27 degrees.

Adjustable rotation speed.

It is made of 100% original raw material and engineering plastics.

Inlet Size: 1" Female Thread

Radius: 12meter- 16meter

Discharge: 25 LPM to 37 LPM



## ATOM15 LF PC

Highly efficient sprinkler rotating in full or partial circle.

Impact-type, operating at low and medium pressure (1.5 – 4 atm).

Replaceable sprinkler nozzles and single-hole water outlet.

Inlet Size: 1" Female Thread

Radius: 12meter – 16meter

Discharge: 17.50 LPM to 23.00 LPM





## ATOM22 PC

Full Brass Spindle and Full & Part Circle

Standard Nozzles : 6mm - 8mm - 10mm

Brass Water Breaker,

Inlet Size : 1" Female Thread

Radius: 13 mtr - 21 mtr

Discharge: 40 LPM - 144 LPM

## ATOM28 X PC / ATOM 28 PC (ECO)

Aluminium body, Brass and Stainless Steel Spindle

Full & Part Circle

Standard Nozzles : 10mm - 12mm - 14mm

Inlet Size : 1.25" Brass Female Thread

Radius: 19 mtr. - 27 mtr.

Discharge: 108 LPM - 277 LPM



## ATOM35

Aluminium body, Brass and Stainless Steel Spindle

Standard Nozzles : 12mm -14mm -16mm - 18mm

Full & Part Circle

Inlet Size : 1.5" Brass Female Thread, Body Angle : 27°

Radius: 20 mtr - 35 mtr

Discharge: 155 LPM - 542 LPM



## ATOM42 PC

Aluminium body, Brass Spindle

High Performance Full & Part Circle Impact Sprinkler

Standard Nozzles : 12 mm - 14mm - 16mm - 18mm - 20mm - 22mm

Inlet Size : 2" Brass Female Thread, Body Angle : 28°

Radius: 22 mtr - 45 mtr

Discharge: 195 LPM - 850 LPM



## SUPER TURFJET

Small Turbine Drive Raingun for Horse Arenas and Turf Irrigation, or Synthetic Turf Cooling

Standard Nozzles : 20mm-22mm-24mm-26mm-28mm-30mm-32mm

Body Angle 25°

Inlet Size 2 " Female Thread

Radius: 34 mtr - 61 mtr

Discharge: 500 LPM - 1800 LPM



## JET35

Medium Pressure with high efficiency sprinkler & dynamic water jet breaker system.

Standard Nozzles : 10mm-12mm-14mm-16mm-18mm

Body Angle : 24°

Inlet Size : 1.5" Female Thread

Radius: 18 mtr - 36 mtr

Discharge: 108 LPM - 536 LPM



## JET40

Professional Series Sprinkler enables a perfect irrigation with evenly distributed water.

Standard Nozzles : 10mm-12mm-14mm-16mm-18mm-20mm-22mm

Body Angle 25°

Inlet Size : 2" Female Thread

Radius: 24 mtr - 45 mtr

Discharge: 140 LPM -733 LPM



## JET50

Rotates in a full-circle or adjustable angle settings

Medium and high pressure (2.0 – 7 bar)

Standard Nozzle size: 16mm, 18mm, 20mm, 22mm, 24mm

Discharge : 247 LPM - 1020 LPM

Inlet Size: 2" Female Thread

Radius: 29meter– 50meter





## JET65

Rotates at the same speed in full-circle and semi-circle modes

Standard Nozzles : 20 mm, 22 mm, 26 mm, 28 mm, 30 mm

Body Angle : 25°

Inlet Size : 130 x 78 mm Flange Connection

Radius: 34meter- 66meter

Discharge: 390 LPM - 1800 LPM

## JET70

Adjustable Speed Control Nozzle Standard Nozzles : 30mm-32mm-34mm-36mm

Optionally Nozzles : 24mm - 36mm - 38mm - 40mm- 42mm

Body Angle 23°

Inlet Size : 78 X 145 Flange Connection

Radius: 50 mtr - 79 mtr

Discharge: 1050 LPM - 3150 LPM



## SUPER DUSTJET 43°

Suitable For Seawater Application - Special Designed Double Lower Body

Standard Nozzles : 22mm - 24mm - 26mm - 28mm - 30mm - 32mm

Body Angle 43°

Inlet Size : 78mm x 130 mm Flange Connection

Radius: 38 mtr - 55 mtr

Discharge: 683 LPM - 1800 LPM

## QUICK COUPLING SYSTEM

Inlet female 1.5" X Output male 1.25"

Inlet female 1.5" X Output male 1.5

Inlet female 2" X Output male 2"

Inlet female 2.5 " X Output male 2"

Inlet female 2.5 " X Output male 2.5"

Inlet female 3 " X Output male 3"





**MULTI THREADED TAP CONNECTOR**  
1/2" (15-21 mm), 3/4" (20-27 mm)



**QUICK-FIT TAP CONNECTOR**  
3/4" (20-27 mm)



**SMOOTH TAP CONNECTOR**



**KOALA QUICK-CLICK**



**9-13 MM AUTOMATIC COUPLING**



**MENDER 1/2" HOSE**

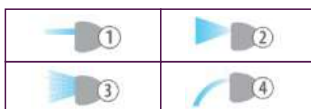


**1/2" AUTOMATIC COUPLING**


**HOSE - SPRAY HEAD SPRINKLER**



**ELEGANT TELESCOPIC  
MULTIFUNCTION LANCE**



**ELEGANT  
MULTIFUNCTION PISTOL**



**PLUS  
SPRAY NOZZLE**



LAWN SPRINKLER



SPRAY-JET



MULTIFUNCTION  
SPRINKLER



ROLLINA

OSCILATING SPRINKLER



COMPACT-12

Bar	m <sup>2</sup>	m	l/min
1	98	11,5 x 8,5	9,1
2	169	14,5 x 11,5	12,4
3	192	17,5 x 11,0	14,1
4	165	16,5 x 10,0	15,7



COMPACT-16  
SUPER METAL

Bar	m <sup>2</sup>	m	l/min
1	100	10,5 x 9,5	10,5
2	215	16,0 x 13,4	15,5
3	305	18,8 x 16,2	19,0
4	320	19,2 x 16,7	21,0

HOSE REELS & KITS



Top Light - 15M



Silver Elegant Hose Kit



Silver Elegant Plus

## ROTOROLL EVOLUTION 30 M

A hose reel with an exclusive automatic rewind mechanism, "Slow Rewind", for safe and easy use. Ready to use with of special non-deformable hose with an anti-friction surface. It is made from materials resistant to impact and sunlight, equipped with an extension hose to connect it to a tap (1.5 m)



- Complete Set ( 30 M of Hose)
- Automatic Rewind
- Wall Mount
- Slow Rewind System



## DUAL SELECT

A single water timer to manage two independent lines with the utmost simplicity, pressing just a few push-buttons. You can choose from 14 irrigation times and 7 frequencies for a total of 98 programs for each line.

- 98 Possible Combinations For Each Line
- Delayed Start
- High Visibility Backlit Display
- Can Be Connected To Rain Sensor

## MINI-SET BALCONY

Everything you need to water the balcony or the patio in a "Space Saver" hose reel.

Compact hose reel with accessories, ready-to-use. Provided with retractable handle for ease of transport and placement. Can be wall-mounted. Easy-to-store, thanks to its conveniently located recesses, designed to house couplings, tap connector and pistol. Includes: 10 metres of Ø 9-13 mm hose, 3/4" (20-27 mm) tap connector with 1/2" (15-21 mm) reducer, 2 automatic couplings, 1 multifunction pistol with aerator.



## OASIS® EVOLUTION



PROGRAMME	ml PER DRIPPER
7 days	145 ml
14 days	70 ml
21 days	45 ml
28 days	35 ml

## AQUALUX® SYSTEM



PROGRAMME	ml PER DRIPPER
7 days	200 ml
14 days	100 ml
21 days	65 ml
28 days	50 ml

## GEM-FLOW, ii.ri-C, Smart Irrigation Controller

### Features

- Single station Irrigation Controller
- Wireless operated by smart device
- Four irrigation program types
- Minimum required iOS 7 or Android V4.3
- Battery included

### Technical Specifications

Function	: 2 Way Latch
Pressure range	: 0 to 8 bar
Temperature range	: Fluid : 5° to 50°C (no freezing) Ambient : -5° to 50°C
Communication	: Wireless BLE
App Downloading	: Apple Store / Google Play Store
Pairing code	: Not required
Com. Range	: Up to 10 m (32.8 feet)
Battery type	: Cr123
Mounting	: Direct mounting on UNEF 3/4"
Standard / Certification	: • CE • Federal Communications Commission (FCC) • EN55011 Group1 – Class A / EN61000-6-1 • CFR 47 FCC Class A • EMC- SII Certificate of Conformity
Standard protection class	: Dust and watertight IP68



3/4" & 1"



### PROGRAMMING KEY FEATURES

Weekly	Interval Days	Even / Odd Days	Window
Irrigation each day of the week	Periodical days upto 98 Periods	Even / Odd Calendar Dates	Repeated cycles within a defined time frame
Set upto 6 cycles per day			Set cycle On and Off duration
Option to set different irrigation durations per cycle			Set Start and end times for irrigation



## GEM-FLOW, 500 SERIES, Hydraulic Control Valves

500 series valves are direct diaphragm closing automatic hydraulic control valves which work with line pressure. They ensure easy and smooth flow with minimum pressure losses thanks to excellent design of the valve body and diaphragm. No wearable parts such as stem, bearing, and seat exist in the main valve body, and valve life is much longer than other competitor valves. The only movable part of the valve is the valve diaphragm.

500 series hydraulic control valves are designed so that they can be used in portable water force network, agricultural irrigation, filtration, and industrial applications by even unskilled personnel.



### Technical Specifications

Function	: 2 Way NC
Ports size	: 1½", 2", 2½", 3" & 4"
Pressure range	: 0.7 to 10bar
Temperature range	: Fluid : -10°C to 60°C (no freezing) Ambient : -10°C to 60°C

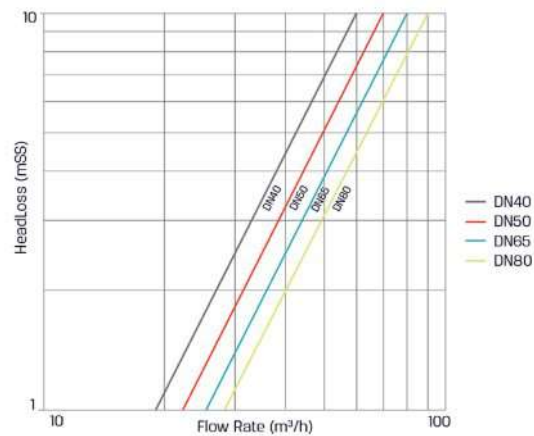
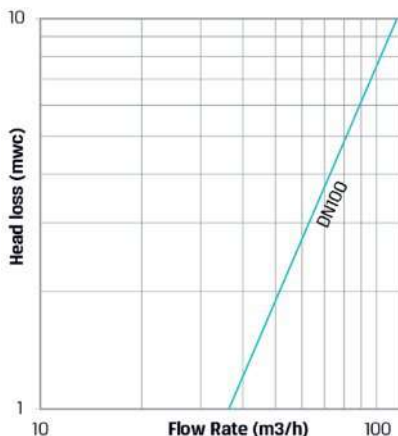
### Construction Material

Body	: Glass Reinforced Polyamide
Bonnet	: Glass Reinforced Polyamide
Diaphragm	: Natural Rubber
Spring Thrust Ring	: Glass Reinforced Polyamide
Spring	: SST302
Bolt	: SST304
Nut	: Brass

### General Features

- Easy use and maintenance due to simple design
- Low cost
- Operation in wide pressure range
- Perfect modulation even in lower flow rates
- Anti-surge closing and opening with a flexible diaphragm
- Full tightness thanks to reinforced diaphragm and innerspring
- Long life with Glass Reinforced Polyamide material
- Wide control application range by using different pilot valves
- Operation in both horizontal and vertical positions in application areas

### Head Loss Chart



## Electric Solenoid Control Valve 1½" - 4"

G500-EL model valve is the hydraulic control valve operated by line pressure and designed to ensure opening/closing process by means of built-in 3 Way solenoid pilot valve controlled remotely with electric signal\*.

Electric signal for solenoid pilot valve is ensured by means of a control device, time relay, main switch and PLC control units etc.



## Pressure Reducing Valve 1½" - 4"

Pressure reducing control valve controls downstream pressure value continuously and maintains it constant without being affected from flow rate and upstream pressure values.

When no flow exists in the system, it closes itself automatically. When valve upstream pressure value is lower than set point, it is opened fully by itself. Valve may be used in vertical or horizontal positions in the system.



## Quick Pressure Relief 1½" - 4"

G500-QR model quick pressure relief valve is the safety control valve designed to protect the system by releasing pressure surges, which are caused by sudden changes in water speed due to pumps put into/ out of service, in water network elevation lines to the atmosphere quickly.



## Pressure Sustaining Valve 1½" - 4"

G500-PS model pressure sustaining hydraulic control valve maintains valve upstream pressure value constant. Valve is opened when line pressure reaches the preset pressure level. It ensures that pump motor within pumping systems will start without load. It also prevents positive pressure waves caused by pump during start-up.



## GEM-FLOW, G75-S, Electric, 1½" & 2" 2 Way NC

### Technical Specifications

Function	: 2 Way NC
Ports size	: 1½" & 2" BSPT
Pressure range	: 0.3 to 10bar
Temperature range	: Fluid : 5°C to 50°C (no freezing) Ambient : -10°C to 50°C
Solenoid	: • G75, 2W NC all voltages. • AC, DC and Latch
Coil voltage	: All Baccara coil voltages are ± 10% of nominal

### Construction Material

Manual override	: Plastic (Reinforced Nylon)
Main Valve	: Plastic (Reinforced Nylon)
Solenoid Operator	: Stainless Steel AISI 300 & 400
Diaphragm	: NR
Seals	: NBR
Spring	: Stainless Steel AISI 300 series



## GEM-FLOW, G75-BWM, Water Meter Controller

### Features

- Single station water volume controller
- Connected to a water meter with pulse outlet
- Opens at a set time and closes when required water volume has been reached

### Technical Specifications

Operating temperature	: -10° to 60°C
Electrical	: • Single 9V alkaline battery; • Back-up memory • Low battery warning • Power saving LCD • Battery included
Solenoid	: Compatible with G75 4Ω latch operator
Measurement units per pulse	: 100 liters   1m <sup>3</sup>   10m <sup>3</sup>
Software	: 24 hours real time clock
Options	: Solar Panel Charger
Protection class	: • Dust and watertight • IP67 and NEMA 4X



# NOTES

---

A series of horizontal dotted lines for writing notes.

## Limited Product Warranty

All My Irigacio World products carry a one year “Limited Warranty” from the date of purchase unless otherwise stated. During this period My Irigacio World will repair or replace (at the option of My Irigacio World) the product or any part if found to be defective as to workmanship or material.

This warranty does not extend to damage to a My Irigacio World product resulting from misuse, neglect or abuse, normal wear and tear, or accident, to exterior appearance or colour or due to improper installation. Various products may carry a longer warranty period: check individual product specification sheets for warranty period.

This warranty extends only to an original user of My Irigacio World product.

**IN NO EVENT SHALL MY IRIGACIO WORLD BE LIABLE FOR INCIDENTAL OR CONSEQUENTIAL DAMAGES. ALL IMPLIED WARRANTIES ARE LIMITED IN DURATION TO ONE YEAR FOLLOWING THE DATE OF PURCHASE UNLESS INDICATED OTHERWISE.**

If a defect arises in a My Irigacio World product within the warranty period, you should promptly contact your My Irigacio World dealer, distributor or MY IRIGACIO WORLD PRIVATE LIMITED.

If you have any questions concerning the warranty or its application, please contact My Irigacio World Private Limited.

My Irigacio World Pvt Ltd  
Plot 108, Anand Industrial Estate  
Mohan Nagar, Ghaziabad  
UP, Bharat-201007  
info@myirigacioworld.com  
www.myirigacioworld.com

Scan and Explore  
the Magic of  
My Irigacio World



---

**MY IRIGACIO WORLD PVT. LTD.**

Plot No. 108, Anand Industrial Estate, Mohan Nagar, Ghaziabad, U.P. Bharat 201007

 +91 9717 196 300  [info@myirigacioworld.com](mailto:info@myirigacioworld.com)  [www.myirigacioworld.com](http://www.myirigacioworld.com)